



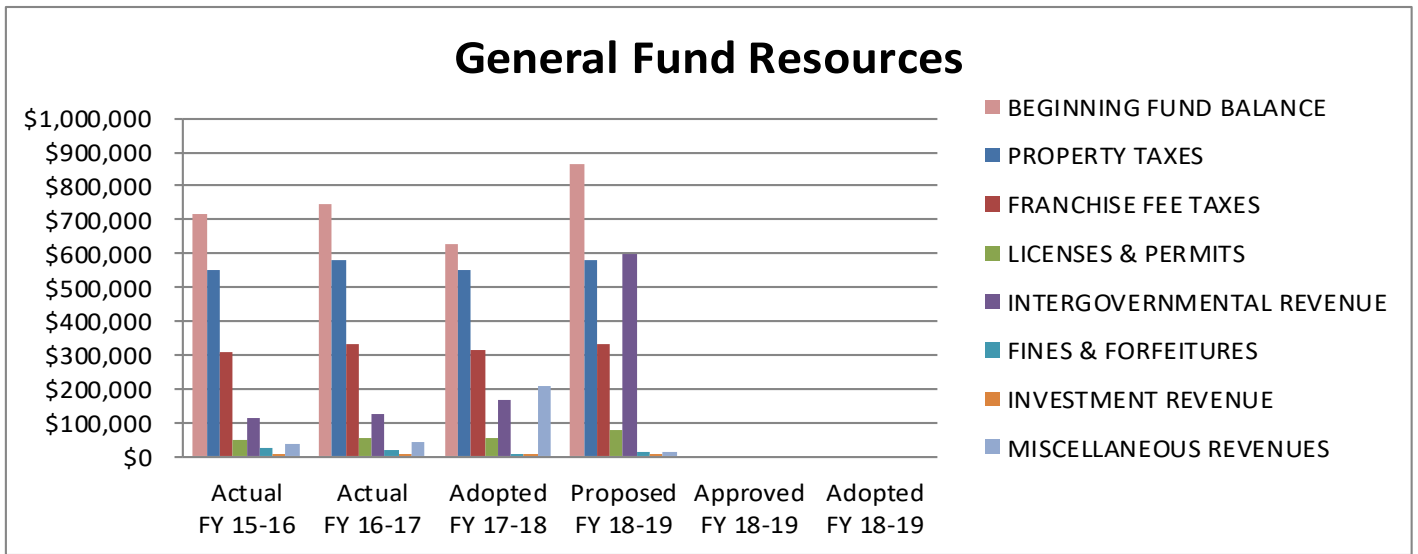
CITY OF HARRISBURG PROPOSED BUDGET: 2018-2019

May 21, 2018

TABLE OF CONTENTS

<i>Fund</i>	<i>Page Number</i>
<u>General Fund – Resources</u>	3
<u>General Fund – Requirements</u>	6
<u>Street Fund – Resources</u>	10
<u>Street Fund – Requirements</u>	12
<u>H.A.R.T. Fund – Resources</u>	15
<u>H.A.R.T. Fund – Requirements</u>	16
<u>Bike Path Reserve Fund</u>	17
<u>Community & Economic Development – Resources</u>	20
<u>Community & Economic Development – Requirements</u>	22
<u>Library Department – Resources</u>	24
<u>Library Department – Requirements</u>	26
<u>Storm Drain Reserve Fund</u>	29
<u>Debt Services Fund</u>	32
<u>Office Equipment Reserve Fund</u>	35
<u>Equipment Reserve Fund</u>	38
<u>Water Fund – Resources</u>	41
<u>Water Fund – Requirements</u>	43
<u>Sewer Fund – Resources</u>	46
<u>Sewer Fund – Requirements</u>	48
<u>Water Reserve Fund</u>	52
<u>Sewer Reserve Fund</u>	55
<u>Systems Development Reserve Funds</u>	58

This page was intentionally left blank.



GENERAL FUND (10): Resources

Resource Description	Actual FY 15-16	Actual FY 16-17	Adopted FY 17-18	Proposed FY 18-19	Approved FY 18-19	Adopted FY 18-19
BEGINNING FUND BALANCE	\$717,690	\$749,037	\$627,500	\$866,900	\$0	\$0
PROPERTY TAXES	\$552,782	\$582,944	\$552,859	\$580,887	\$0	\$0
FRANCHISE FEE TAXES	\$309,357	\$334,350	\$317,900	\$332,500	\$0	\$0
LICENSES & PERMITS	\$49,485	\$57,234	\$55,500	\$81,000	\$0	\$0
INTERGOVERNMENTAL REVENUE	\$111,253	\$124,087	\$166,274	\$597,900	\$0	\$0
FINES & FORFEITURES	\$28,017	\$20,005	\$10,000	\$15,000	\$0	\$0
INVESTMENT REVENUE	\$4,190	\$7,012	\$4,000	\$6,500	\$0	\$0
MISCELLANEOUS REVENUES	\$37,854	\$43,232	\$210,650	\$15,750	\$0	\$0

General fund revenue estimates are based on projections, historic trends, current conditions and agreements. Revenues include property taxes, franchise fees, user fees, and reimbursements. The beginning fund balance is improved this year. Both numbers are projected amounts, but we are projecting an increase of \$239,400 over last year. This is mainly the result of selling the Cedar Square property to the fire department. \$225,000 of that is earmarked for the Old City Hall remodel. Increases in property taxes are limited to a maximum of 3% each year in Oregon. However, the increases in recent years have been more modest. The tax assessed value determined by Linn County increased this year from \$186,823,043 in FY 17-18 to \$190,895,805. This increase in assessed value will result in an increase in property tax revenue the City can expect this year. It should be noted that vacant properties are not likely to pay property taxes, and property owners have the ability to defer tax payments for up to three years. This does impact how we project property tax revenue. Currently based on our recent past we collect approximately 93% of our property taxes on an annual basis.

This year in our efforts to improve the streets in our city, we are proposing that we use 30% of our Franchise Fee Revenues for that purpose. We are using the last audited numbers from fiscal year 2016-2017 to determine this amount. The total for that year was \$334,350 and 30% of that is \$100,305. We are adding in the savings of \$30,000 from the code enforcement city car we purchased in FY 17-18 for a total transfer for FY 18-19 of \$130,000 from the General Fund to the Street Fund. You will also see \$400,000 of revenue under Intergovernmental Revenue. This money is used to fund grants to qualified home owners to fix their properties. There is a matching expense under Governments Services in the Expenditures. The City does not receiver any of this amount. We are simply the paying agent for the grant program.

**CITY OF HARRISBURG
PROPOSED BUDGET: 2018-2019**

General Fund (10)

GENERAL FUND (10): RESOURCES

2 yrs ago Actual 15-16	Prior year Actual 16-17	Current Budget 17-18	Line Item Description	Proposed Budget 18-19	Approved Budget 18-19	Adopted Budget 18-19
717,690	749,037	627,500	BEGINNING FUND BALANCE	866,900	0	0
<u>PROPERTY TAXES</u>						
533,104	562,061	547,859	GENERAL FUND CURRENT TAXES	565,887	0	0
19,678	20,883	5,000	GENERAL FUND PRIOR TAXES	15,000	0	0
552,782	582,944	552,859	TOTAL PROPERTY TAXES	580,887	0	0
<u>FRANCHISE FEE TAXES</u>						
174,447	183,175	180,000	PACIFIC CORP (PP&L)	185,000	0	0
10,119	10,422	10,000	BURLINGTON NORTHERN RR	11,000	0	0
12,624	13,365	12,500	AT&T LONG DISTANCE	12,500	0	0
31,014	30,323	26,000	REPUBLIC SERVICES	30,000	0	0
36,702	36,388	33,000	NW NATURAL GAS	36,000	0	0
4,637	4,484	4,500	CENTURYLINK (FORMERLY QWEST)	4,500	0	0
0	13,428	13,900	MCI / VERIZON	13,500	0	0
39,814	42,765	38,000	COMCAST	40,000	0	0
309,357	334,350	317,900	TOTAL FRANCHISE FEE TAXES	332,500	0	0
862,139	917,294	870,759	TOTAL TAXES	913,387	0	0
<u>LICENSES & PERMITS</u>						
37,663	48,670	50,000	BUILDING PERMITS	75,000	0	0
8,826	4,000	3,500	LAND USE REVIEW	3,500	0	0
2,996	4,564	2,000	LIEN SEARCH CHARGES	2,500	0	0
49,485	57,234	55,500	TOTAL LICENSES & PERMITS	81,000	0	0
<u>INTERGOVERNMENTAL REVENUE</u>						
3,600	3,600	3,600	MARINE BOARD GRANT	3,600	0	0
6,000	6,000	6,000	HRA ADMINISTRATIVE REIMBURSEMENT	6,000	0	0
52,306	55,894	50,000	LIQUOR TAX RECEIPTS	50,000	0	0
4,803	4,635	4,500	CIGARETTE TAXES	4,500	0	0
13,093	19,906	0	GRANTS	10,000	0	0
31,451	34,052	30,000	STATE REVENUE SHARING	30,000	0	0
0	0	0	LINN COUNTY HOUSING GRANT	400,000	0	0
0	0	72,174	HRA LOAN REIMBURSEMENT	93,800	0	0
111,253	124,087	166,274	TOTAL INTERGOVERNMENTAL REVENUE	597,900	0	0
<u>FINES & FORFEITURES</u>						
28,017	20,005	10,000	FINE & COURT REVENUE	15,000	0	0
28,017	20,005	10,000	TOTAL FINES & FORFEITURES	15,000	0	0
<u>INVESTMENT REVENUE</u>						
4,190	7,012	4,000	GENERAL FUND INTEREST	6,500	0	0
4,190	7,012	4,000	TOTAL INVESTMENT REVENUE	6,500	0	0

GENERAL FUND (10): RESOURCES

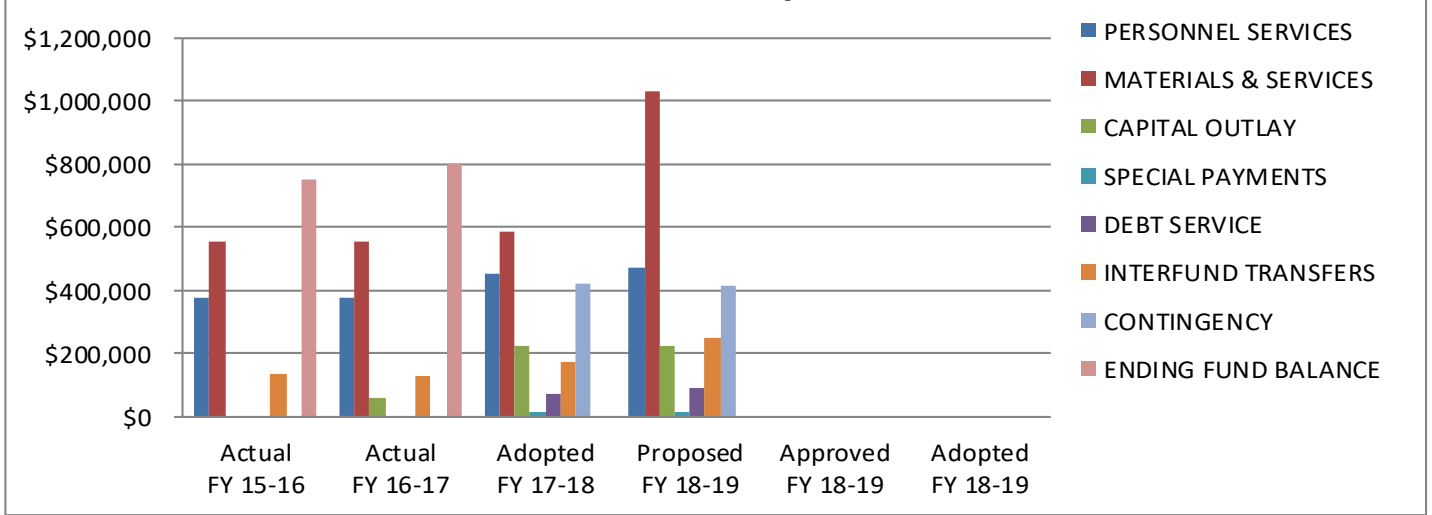
2 yrs ago Actual 15-16	Prior year Actual 16-17	Adopted Budget 17-18	Line Item Description	Proposed Budget 18-19	Approved Budget 18-19	Adopted Budget 18-19
<u>MISCELLANEOUS REVENUES</u>						
438	405	400	EMPLOYEE WATER CONTRIBUTION	0	0	0
1,487	3,985	200,500	OTHER MISCELLANEOUS INCOME	500	0	0
25,215	20,358	0	RENTAL PROPERTY INCOME	0	0	0
505	0	500	CREDIT CARD PROCESSING	0	0	0
340	410	250	RENTAL-CITY PROPERTY & EQUIPMENT	250	0	0
9,869	18,074	9,000	TRANSIENT ROOM TAX	15,000	0	0
37,854	43,232	210,650	TOTAL MISCELLANEOUS REVENUES	15,750	0	0
1,810,628	1,917,901	1,944,683	TOTAL RESOURCES	2,496,437	0	0

Estimated Property Taxes for City:

\$190,895,805 (assessed value)
0.0031875 (City permanent tax rate)
\$ 608,480 (Taxes to be levied)
93% (Collection rate)

\$ 565,887 (Taxes expected to collect)

General Fund Requirements



GENERAL FUND (10): Requirements

Requirement Description	Actual FY 15-16	Actual FY 16-17	Adopted FY 17-18	Proposed FY 18-19	Approved FY 18-19	Adopted FY 18-19
PERSONNEL SERVICES	\$375,184	\$374,896	\$454,077	\$469,616	\$0	\$0
MATERIALS & SERVICES	\$551,907	\$552,410	\$588,271	\$1,027,400	\$0	\$0
CAPITAL OUTLAY	\$0	\$59,240	\$225,000	\$225,000	\$0	\$0
SPECIAL PAYMENTS	\$0	\$0	\$15,000	\$15,000	\$0	\$0
DEBT SERVICE	\$0	\$0	\$72,174	\$93,800	\$0	\$0
INTERFUND TRANSFERS	\$134,500	\$130,000	\$172,000	\$249,000	\$0	\$0
CONTINGENCY	\$0	\$0	\$418,161	\$416,621	\$0	\$0
ENDING FUND BALANCE	\$749,037	\$801,355	\$0	\$0	\$0	\$0

The projected property tax revenue represents approximately 23% of the General fund expenditures, including contingency. This trend has been consistent of the past several years.

Overall, the expenditure lines are consistent with last year's budget. The construction projects expense line under capital outlay, which is at \$225,000 will fund the remodel of the Justice Center building. The remodel is a City Council priority identified in the City's Strategic Plan. As mentioned in the revenues commentary, we are administrating the Linn County Housing Grant program this year. We are also administrating a grant for the Pacific Northwest Marathon. The marathon is scheduled for September 15th of this year and ends in Harrisburg. In both of these cases the City does not realize any income or expense from either of these types of grants. Our Interfund Transfers has increased greatly this year due to our goal of improving and repairing city streets for the foreseeable future.

The General fund is the backbone of the entire City budget. Keeping a healthy contingency in this fund is vital, as it helps us with our cash flow between the beginning of the fiscal year in July and the arrival of property tax revenue in November. The proposed contingency this year has decreased slightly by roughly \$1,540 to \$416,621.

The General fund helps support other City budget funds such as the Office Equipment, Street, and Library funds.

**CITY OF HARRISBURG
PROPOSED BUDGET: 2018-2019**

General Fund (10)

BY ORGANIZATIONAL UNIT OR PROGRAM & ACTIVITY

GENERAL FUND (10): REQUIREMENTS

2 yrs ago Actual 15-16	Prior year Actual 16-17	Current Budget 17-18	REQUIREMENTS FOR: ADMINISTRATION	Proposed Budget 18-19	Approved Budget 18-19	Adopted Budget 18-19
<u>PERSONNEL SERVICES</u>						
222,532	229,833	262,442	ADMINISTRATION WAGES	267,225	0	0
0	0	5,500	ADMIN OFFICE ASSISTANCE	5,500	0	0
15,300	4,800	7,200	COURT WAGES	7,200	0	0
242	237	273	ADMIN UNEMPLOYMENT TAXES	279	0	0
18,545	18,148	20,888	ADMIN SOCIAL SECURITY TAXES	21,311	0	0
66,858	69,610	83,370	ADMIN MEDICAL INSURANCE	91,710	0	0
41,756	41,190	56,294	ADMIN PERS	57,531	0	0
1,058	1,047	1,225	ADMIN LIFE & DISABILITY INS	1,225	0	0
4,268	2,250	4,800	ADMIN PAY & LONGEVITY	5,550	0	0
98	84	185	ADMIN WORK COMP QUARTERLY	185	0	0
4,210	7,343	9,000	ADMIN WORK COMP PREMIUM	9,000	0	0
0	0	2,400	PERSONNEL SERVICES-MARINE BD	2,400	0	0
17	54	200	MEALS - TRAINING	200	0	0
300	300	300	CELLULAR PHONE	300	0	0
375,184	374,896	454,077	TOTAL PERSONNEL SERVICES	469,616	0	0
3.0	3.0	3.0	Total Full-Time Equivalent (FTE)	4.0	4.0	4.0
<u>MATERIALS & SERVICES</u>						
<u>PROFESSIONAL SERVICES</u>						
7,015	5,750	8,500	AUDIT & FINANCIAL ASSISTANCE	8,500	0	0
250	250	250	FILING FEE	250	0	0
0	0	1,500	CONSULTANT FEES	1,500	0	0
0	0	10,000	CONTRACT SERVICES	10,000	0	0
248	552	1,600	ELECTION & BUDGET NOTIFICATION	1,600	0	0
42,733	0	0	GRANT EXPENSES	10,000	0	0
196	10,534	15,000	ENGINEERING SERVICES	15,000	0	0
50,442	17,086	36,850	TOTAL PROFESSIONAL SERVICES	46,850	0	0
<u>LEGAL SERVICES</u>						
22,635	28,030	0	CLERK-WAGES,BENEFITS	0	0	0
0	1,099	2,000	COURT REVENUE PAYOUT	2,000	0	0
8,206	6,876	15,000	CITY BUSINESS ATTORNEY FEES	15,000	0	0
3,240	0	3,000	COURT RELATED ATTORNEY FEES	3,000	0	0
0	0	0	MISCELLANEOUS COURT COSTS	1,500	0	0
16	0	500	JURY COSTS	0	0	0
0	500	0	CLERK TRAINING	0	0	0
36	0	100	LEGAL NOTICES	0	0	0
0	0	300	COURT INTERPRETER	0	0	0
34,133	36,505	20,900	TOTAL LEGAL SERVICES	21,500	0	0
<u>INSURANCE SERVICES</u>						
10,948	10,958	14,000	GENERAL INSURANCE	14,000	0	0
10,948	10,958	14,000	TOTAL INSURANCE SERVICES	14,000	0	0

GENERAL FUND (10): REQUIREMENTS

2 yrs ago Actual 15-16	Prior year Actual 16-17	Current Budget 17-18	REQUIREMENTS FOR: ADMINISTRATION	Proposed Budget 18-19	Approved Budget 18-19	Adopted Budget 18-19
------------------------------	-------------------------------	----------------------------	-------------------------------------	-----------------------------	-----------------------------	----------------------------

LAND USE FEES

30,097	40,331	50,000	BUILDING PERMIT EXPENSES	75,000	0	0
549	474	1,000	LAND USE REVIEW CHARGES	1,000	0	0
30,646	40,805	51,000	TOTAL LAND USE FEES	76,000	0	0

MISCELLANEOUS & COUNCIL BUSINESS

181	316	250	FLOWERS & GIFTS	250	0	0
3,106	3,080	5,000	OTHER MISC EXPENSES	5,000	0	0
1,269	1,813	2,000	LIEN SEARCH CHARGES	2,000	0	0
64	77	1,000	EMPLOYEE RECRUITMENT	1,000	0	0
0	350	500	DONATION TO N. WATCH & SEN CTR	500	0	0
805	796	1,000	EMPLOYEE PURCHASED WATER	0	0	0
11,088	21,060	25,671	TOURISM PROMOTION	26,300	0	0
16,513	27,492	35,421	TOTAL MISC. & COUNCIL BUSINESS	35,050	0	0

OFFICE EXPENDITURES

3,759	2,941	4,000	INTERNET,E-MAIL & WEB PAGE	4,000	0	0
1,274	1,371	2,000	MACHINE ANNUAL CONTRACTS	1,500	0	0
1,290	290	2,000	MACHINE MAINTENANCE	1,500	0	0
2,000	4,223	5,000	OFFICE SUPPLIES	5,000	0	0
829	1,473	2,000	POSTAGE	2,000	0	0
5,840	1,916	3,000	BANK/STATE POOL SERVICE CHARGE	3,000	0	0
0	1,997	2,000	SOFTWARE MAINT & UPGRADE	2,000	0	0
0	0	0	CODIFICATION	3,000	0	0
14,992	14,211	20,000	TOTAL OFFICE EXPENDITURES	22,000	0	0

PROFESSIONAL IMPROVEMENTS

1,345	3,023	4,700	SCHOOLS/CONFERENCES	4,000	0	0
1,322	1,593	1,500	ORGANIZATIONAL MEMBERSHIP	1,500	0	0
4,455	4,865	9,700	ROOM & BOARD	9,300	0	0
1,607	2,662	3,800	TRAVEL	3,500	0	0
325	200	600	ELECTED OFFICIAL TRAINING	1,700	0	0
9,054	12,343	20,300	TOTAL PROFESSIONAL IMPROVEMENTS	20,000	0	0

GOVERNMENT SERVICES

7,467	4,017	4,000	OREGON CASCADES WEST COG	4,500	0	0
0	330	300	AGING SERVICES	300	0	0
280,448	280,448	260,000	COUNTY LAW ENFORCEMENT	260,000	0	0
2,802	2,883	3,100	LEAGUE OF OREGON CITIES	3,500	0	0
396	396	600	OREGON GOVERNMENT ETHICS COMMISSION	500	0	0
0	0	0	LINN COUNTY HOUSING EXPENSE	400,000	0	0
291,113	288,074	268,000	TOTAL GOVERNMENT SERVICES	668,800	0	0

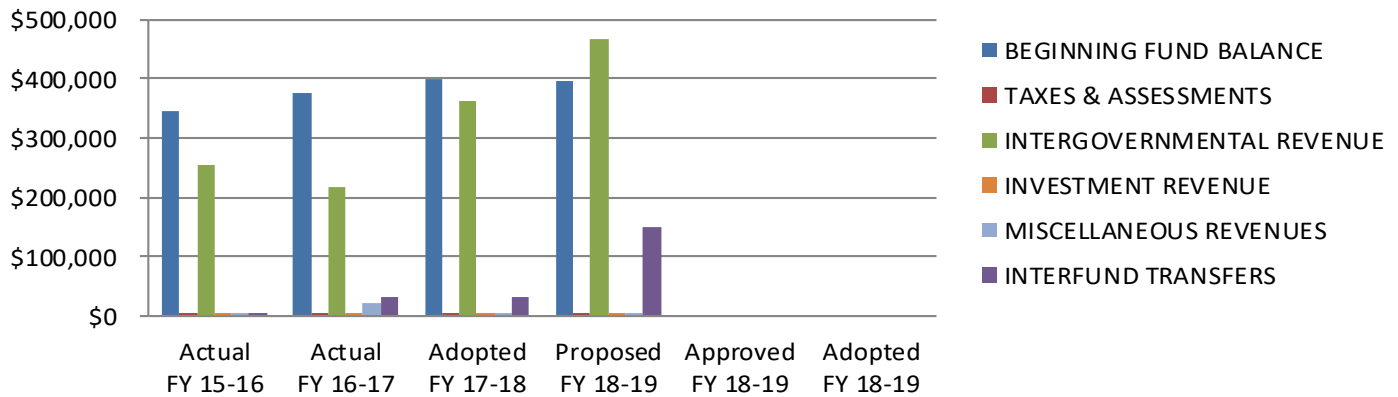
UTILITIES

551	595	1,000	NW NATURAL GAS EXPENSES	1,000	0	0
14,266	16,018	20,000	PACIFIC POWER & LIGHT	20,000	0	0
31,172	32,164	35,000	STREET LIGHTING	35,000	0	0
1,747	2,614	2,500	TELEPHONE	2,500	0	0
585	0	0	HERITAGE PARK UTILITIES	0	0	0
48,321	51,391	58,500	TOTAL UTILITIES	58,500	0	0

GENERAL FUND (10): REQUIREMENTS

2 yrs ago Actual 15-16	Prior year Actual 16-17	Current Budget 17-18	REQUIREMENTS FOR: ADMINISTRATION	Proposed Budget 18-19	Approved Budget 18-19	Adopted Budget 18-19
<u>BUILDINGS & GROUNDS</u>						
195	3,043	3,500	CITY EVENTS	0	0	0
2,842	2,955	3,500	4th OF JULY EXPENSES	0	0	0
394	406	500	BNRR PARK LEASE	500	0	0
1,864	1,100	0	E-CHECK PROCESSING	0	0	0
21,069	22,250	30,000	GENERAL MAINTENANCE	30,000	0	0
11,638	11,364	13,000	JANITOR CONTRACT	13,000	0	0
1,422	1,462	1,600	PROPERTY TAXES	0	0	0
0	1,200	1,200	FACILITY MAINTENANCE-MARINE BD	1,200	0	0
6,321	9,765	10,000	PARK MAINTENANCE	20,000	0	0
45,745	53,545	63,300	TOTAL BUILDINGS & GROUNDS	64,700	0	0
551,907	552,410	588,271	TOTAL MATERIALS & SERVICES	1,027,400	0	0
<u>CAPITAL OUTLAY</u>						
0	59,240	225,000	CONSTRUCTION PROJECTS	225,000	0	0
0	59,240	225,000	TOTAL CAPITAL OUTLAY	225,000	0	0
927,091	986,546	1,267,348	TOTAL ORG./PROG. REQUIREMENTS	1,722,016	0	0
<i>NOT ALLOCATED TO AN ORGANIZATIONAL UNIT OR PROGRAM</i>						
<u>SPECIAL PAYMENTS</u>						
0	0	15,000	HART DONATION	15,000	0	0
0	0	15,000	TOTAL SPECIAL PAYMENTS	15,000	0	0
<u>DEBT SERVICE</u>						
0	0	72,174	HRA LOAN PAYMENT	93,800	0	0
0	0	72,174	TOTAL DEBT SERVICE	93,800	0	0
<u>INTERFUND TRANSFERS</u>						
15,000	15,000	45,000	TRANSFER TO EQUIPMENT FUND	0	0	0
15,000	10,000	20,000	TRANSFER TO OFFICE EQUIPMENT	22,000	0	0
1,500	10,000	10,000	TRANSFER TO STREET FUND	130,000	0	0
15,000	0	0	TRANSFER TO HART	0	0	0
88,000	95,000	97,000	TRANSFER TO LIBRARY FUND	97,000	0	0
134,500	130,000	172,000	TOTAL INTERFUND TRANSFERS	249,000	0	0
<u>CONTINGENCY</u>						
0	0	418,161	CONTINGENCY	416,621	0	0
134,500	130,000	677,335	TOTAL REQUIREMENTS NOT ALLOCATED	774,421	0	0
749,037	801,355	0	ENDING FUND BALANCE	0	0	0
0	0	0	UNAPPROPRIATED FUND BALANCE	0	0	0
1,810,628	1,917,901	1,944,683	TOTAL REQUIREMENTS	2,496,437	0	0

Street Fund Resources



STREET FUND (11): Resources

Resource Description	Actual FY 15-16	Actual FY 16-17	Adopted FY 17-18	Proposed FY 18-19	Approved FY 18-19	Adopted FY 18-19
BEGINNING FUND BALANCE	\$346,207	\$376,198	\$398,000	\$397,200	\$0	\$0
TAXES & ASSESSMENTS	\$3,980	\$1,985	\$1,250	\$800	\$0	\$0
INTERGOVERNMENTAL REVENUE	\$254,815	\$217,291	\$361,170	\$466,170	\$0	\$0
INVESTMENT REVENUE	\$2,011	\$4,255	\$1,500	\$4,500	\$0	\$0
MISCELLANEOUS REVENUES	\$5,900	\$22,985	\$200	\$200	\$0	\$0
INTERFUND TRANSFERS	\$4,500	\$30,000	\$30,000	\$150,000	\$0	\$0

The Street fund's primary purpose is to construct and maintain City streets. Revenues primarily come from the State gas tax and grants. The health of the beginning fund balance is reliant on whether or not the City completes significant street projects in the prior year. This year's beginning fund balance is \$397,200, which is just slightly less than last year. The inter-fund transfers have changed greatly this year. The General Fund is transferring \$130,000 to accelerate street projects and street improvements. The Water and Sewer funds are also transferring \$10,000 each for this effort. The budget reflects a \$150,000 grant that the City will be applying for this year. The grant would be from the State's Transportation and Growth Management program and would be used to update the City's Transportation System Plan. We are also applying for a \$100,000 Special City Allotment Grant for a street project.

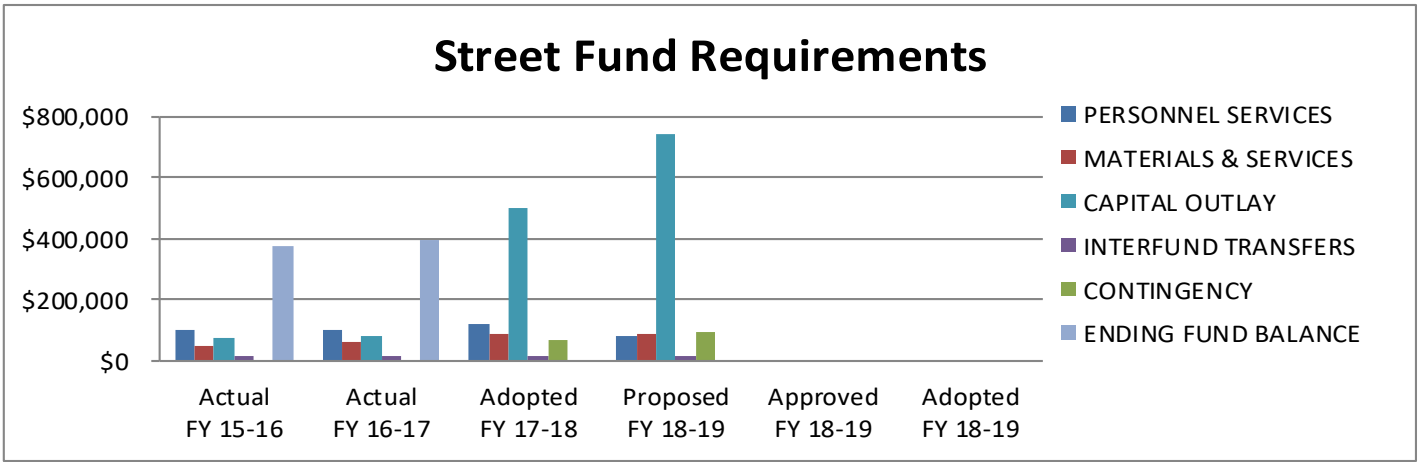
Two of the City's Council's Strategic Plan priorities relate to the Street fund. Those priorities are the reconstruction of 4th Street and finding ways to sustainably fund street maintenance. The 4th Street project could utilize money from this year's fund and possibly the Transportation SDC fund. We are proposing a transfer based on franchise fees. The General Fund will transfer to fund street maintenance.

**CITY OF HARRISBURG
PROPOSED BUDGET: 2018-2019**

Street Fund (11)

STREET FUND (11): RESOURCES

2 yrs ago Actual 15-16	Prior year Actual 16-17	Current Budget 17-18	Line Item Description	Proposed Budget 18-19	Approved Budget 18-19	Adopted Budget 18-19
346,207	376,198	398,000	BEGINNING FUND BALANCE	397,200	0	0
<u>TAX & ASSESSMENT REVENUE</u>						
1,087	1,258	750	DISTRICT 6 S/W PRINCIPAL 2005	750	0	0
397	124	100	DISTRICT 6 S/W INTEREST 2005	50	0	0
0	0	0	DISTRICT 7 S/W PRINCIPAL	0	0	0
0	0	0	DISTRICT 7 S/W INTEREST	0	0	0
1,834	545	350	DISTRICT 8 S/W PRINCIPAL	0	0	0
662	58	50	DISTRICT 8 S/W INTEREST	0	0	0
3,980	1,985	1,250	TOTAL TAX & ASSESSMENT REVENUE	800	0	0
<u>INTERGOVERNMENTAL REVENUE</u>						
213,645	216,121	210,000	GAS TAX RECEIPTS	215,000	0	0
1,170	1,170	1,170	BRIDGE SWEEPING	1,170	0	0
40,000	0	150,000	MISC STREET GRANTS	150,000	0	0
0	0	0	SCA GRANT	100,000	0	0
254,815	217,291	361,170	TOTAL INTERGOVERNMENTAL REVENUE	466,170	0	0
<u>INVESTMENT REVENUE</u>						
2,011	4,255	1,500	STREET FUND INTEREST	4,500	0	0
2,011	4,255	1,500	TOTAL INVESTMENT REVENUE	4,500	0	0
<u>MISCELLANEOUS REVENUE</u>						
3,173	5,589	100	GRASS CUTTING	100	0	0
0	16,335	0	STREET TREE REVENUE	0	0	0
2,727	1,061	100	STREET FUND MISC INCOME	100	0	0
5,900	22,985	200	TOTAL MISCELLANEOUS REVENUE	200	0	0
<u>INTERFUND TRANSFERS</u>						
1,500	10,000	10,000	TRANSFER FROM GENERAL FUND	130,000	0	0
1,500	10,000	10,000	TRANSFER FROM WATER FUND	10,000	0	0
1,500	10,000	10,000	TRANSFER FROM SEWER FUND	10,000	0	0
4,500	30,000	30,000	TOTAL INTERFUND TRANSFERS	150,000	0	0
617,413	652,714	792,120	TOTAL RESOURCES	1,018,870	0	0



STREET FUND (11): Requirements

Requirement Description	Actual FY 15-16	Actual FY 16-17	Adopted FY 17-18	Proposed FY 18-19	Approved FY 18-19	Adopted FY 18-19
PERSONNEL SERVICES	\$100,710	\$102,135	\$117,357	\$79,869	\$0	\$0
MATERIALS & SERVICES	\$49,902	\$59,195	\$88,700	\$88,850	\$0	\$0
CAPITAL OUTLAY	\$72,603	\$78,829	\$497,285	\$738,499	\$0	\$0
INTERFUND TRANSFERS	\$18,000	\$18,000	\$18,000	\$18,000	\$0	\$0
CONTINGENCY	\$0	\$0	\$70,778	\$93,652	\$0	\$0
ENDING FUND BALANCE	\$376,198	\$394,555	\$0	\$0	\$0	\$0

The primary expenses in the Street fund include personnel services, street maintenance, and capital outlay. The personnel services were examined to ensure the 14% public works amount was fair. We compared the last three years of data and concluded that the Street Fund should pay for 9% of public works wages. This results in a savings of \$37,836. This is additional money that we can use in the Street Fund for street projects and maintenance. Due to the increased savings and transfers, we have \$438,499 budgeted for construction projects. This is an increase of \$159,214 from last year. For street maintenance, the crack sealing and overlay expense line is the same as last year at \$50,000. The grant related projects line has been increased to \$200,000 for the Transportation System Plan update project;

As noted earlier, the Strategic Plan identifies the 4th Street reconstruction project as a priority in FY 18-19 and money from this fund would be used to complete this project. Other street projects and priorities will be identified through further Council decisions and the update of the City’s Transportation System Plan.

**CITY OF HARRISBURG
PROPOSED BUDGET: 2018-2019**

Street Fund (11)

BY ORGANIZATIONAL UNIT OR PROGRAM & ACTIVITY

STREET FUND (11): REQUIREMENTS

2 yrs ago Actual 15-16	Prior year Actual 16-17	Current Budget 17-18	REQUIREMENTS FOR: PUBLIC WORKS	Proposed Budget 18-19	Approved Budget 18-19	Adopted Budget 18-19
<u>PERSONNEL SERVICES</u>						
54,807	56,828	64,451	STREET FUND WAGES	40,627	0	0
1,398	1,670	2,100	STREET FUND OVERTIME	1,350	0	0
57	59	193	STREET FD UNEMPLOYMENT TAXES	123	0	0
4,339	4,514	5,443	STREET FD SOCIAL SECURITY	3,443	0	0
25,215	26,297	25,083	ST FD MEDICAL INSURANCE	18,306	0	0
9,834	10,288	12,677	STREET FUND PERS	8,519	0	0
309	307	313	ST FD LIFE & DISABILITY INS	202	0	0
205	210	189	STREET COMP & LONGEVITY	537	0	0
37	35	44	ST FD WORK COMP QUARTERLY	28	0	0
4,200	1,633	6,500	ST FD WORK COMP PREMIUMS	6,500	0	0
15	0	70	MEALS - TRAINING	45	0	0
294	294	294	CELLULAR PHONE	189	0	0
100,710	102,135	117,357	TOTAL PERSONNEL SERVICES	79,869	0	0
1.0	1.0	1.0	Total Full-Time Equivalent (FTE)	1.0	1.0	1.0
<u>MATERIALS & SERVICES</u>						
<u>PROFESSIONAL SERVICES</u>						
1,865	2,200	2,500	STREET FD AUDIT	2,650	0	0
2,085	17,179	20,000	STREET FD ENGINEERING	20,000	0	0
7,100	7,100	7,300	STREET FD INSURANCE	7,300	0	0
11,050	26,479	29,800	TOTAL PROFESSIONAL SERVICES	29,950	0	0
<u>STREET SUPPLIES</u>						
3,656	5,589	6,000	SIGNS & CONSTRUCTION MATERIAL	6,000	0	0
2,367	2,423	2,500	TRAFFIC SAFETY SUPPLIES	2,500	0	0
8,035	698	8,000	STREET STRIPING & MARKING	8,000	0	0
2,880	805	4,000	STREET TREES	4,000	0	0
16,938	9,515	20,500	TOTAL STREET SUPPLIES	20,500	0	0
<u>MISCELLANEOUS EXPENDITURES</u>						
437	432	600	TRAFFIC LIGHT-3RD/TERRITORIAL	600	0	0
0	0	2,000	GRASS CUTTING	2,000	0	0
411	175	1,000	CDL CONSORTIUM	1,000	0	0
10,742	13,398	20,000	STREET MAINTENANCE	20,000	0	0
171	487	500	SAFETY PROGRAM	500	0	0
11,761	14,492	24,100	TOTAL MISCELLANEOUS EXPENSES	24,100	0	0
<u>MOTOR VEHICLE EXPENSES</u>						
4,505	4,921	7,000	STREET FD VEHICLE GASOLINE	7,000	0	0
2,828	1,968	3,300	STREET FD VEHICLE MAINTENANCE	3,300	0	0
2,820	1,820	4,000	SWEEPER MAINTENANCE	4,000	0	0
10,153	8,709	14,300	TOTAL MOTOR VEHICLE EXPENSES	14,300	0	0
49,902	59,195	88,700	TOTAL MATERIALS & SERVICES	88,850	0	0

STREET FUND (11): REQUIREMENTS

2 yrs ago Actual 15-16	Prior year Actual 16-17	Current Budget 17-18	REQUIREMENTS FOR: PUBLIC WORKS	Proposed Budget 18-19	Approved Budget 18-19	Adopted Budget 18-19
<u>CAPITAL OUTLAY</u>						
8,803	9,510	50,000	CRACK SEALING & OVERLAY	50,000	0	0
60,581	50,000	150,000	GRANT RELATED PROJECTS	250,000	0	0
3,219	19,319	297,285	OTHER CONSTRUCTION PROJECTS	438,499	0	0
72,603	78,829	497,285	TOTAL CAPITAL OUTLAY	738,499	0	0
223,215	240,159	703,342	TOTAL ORG./PROG. REQUIREMENTS	907,218	0	0
<i>NOT ALLOCATED TO AN ORGANIZATIONAL UNIT OR PROGRAM</i>						
<u>INTERFUND TRANSFERS</u>						
18,000	18,000	18,000	ST FD TRANSFER TO EQUIP FD	18,000	0	0
18,000	18,000	18,000	TOTAL INTERFUND TRANSFERS	18,000	0	0
<u>CONTINGENCY</u>						
0	0	70,778	CONTINGENCY	93,652	0	0
18,000	18,000	88,778	TOTAL REQUIREMENTS NOT ALLOCATED	111,652	0	0
376,198	394,555	0	ENDING FUND BALANCE	0	0	0
0	0	0	UNAPPROPRIATED FUND BALANCE	0	0	0
617,413	652,714	792,120	TOTAL REQUIREMENTS	1,018,870	0	0

**CITY OF HARRISBURG
PROPOSED BUDGET: 2018-2019**

H.A.R.T. Fund (20)

H.A.R.T FUND (20): RESOURCES

2 yrs ago Actual 15-16	Prior year Actual 16-17	Current Budget 17-18	Line Item Description	Proposed Budget 18-19	Approved Budget 18-19	Adopted Budget 18-19
43,884	0	0	BEGINNING FUND BALANCE	0	0	0
<u>INTERGOVERNMENTAL REVENUE</u>						
4,551	0	0	0 GRANTS	0	0	0
4,551	0	0	TOTAL INTERGOVERNMENTAL REVENUE	0	0	0
<u>INVESTMENT REVENUE</u>						
200	0	0	0 INTEREST	0	0	0
200	0	0	TOTAL INVESTMENT REVENUE	0	0	0
<u>MISCELLANEOUS REVENUE</u>						
5,300	0	0	0 MISC FEES	0	0	0
2,629	0	0	0 DONATIONS	0	0	0
2,136	0	0	0 MISCELLANEOUS GRANTS	0	0	0
10,065	0	0	TOTAL MISCELLANEOUS REVENUE	0	0	0
<u>INTERFUND TRANSFERS</u>						
15,000	0	0	0 TRANSFER FROM GENERAL FUND	0	0	0
15,000	0	0	TOTAL INTERFUND TRANSFERS	0	0	0
73,700	0	0	TOTAL RESOURCES	0	0	0

**CITY OF HARRISBURG
PROPOSED BUDGET: 2018-2019**

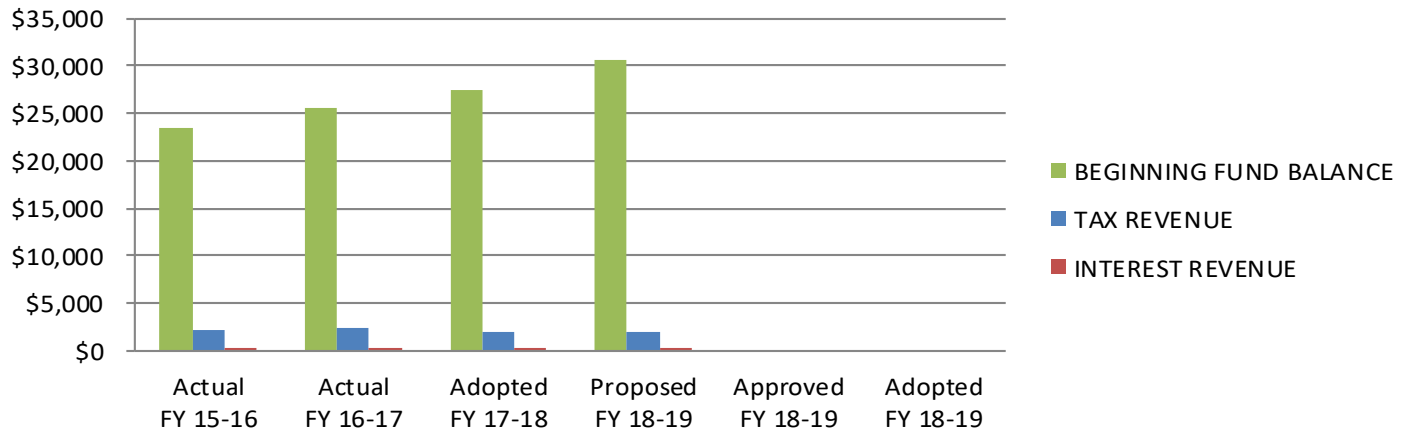
H.A.R.T. Fund (20)

BY ORGANIZATIONAL UNIT OR PROGRAM & ACTIVITY

H.A.R.T FUND (20): REQUIREMENTS

2 yrs ago Actual 15-16	Prior year Actual 16-17	Current Budget 17-18	REQUIREMENTS FOR: COMMUNITY CENTER	Proposed Budget 18-19	Approved Budget 18-19	Adopted Budget 18-19
<u>PERSONNEL SERVICES</u>						
19,693	0	0	0 WAGES	0	0	0
7,410	0	0	0 TEACHER	0	0	0
27	0	0	0 HART FD UNEMPLOYMENT TAXES	0	0	0
2,073	0	0	0 HART FD SOCIAL SECURITY TAXES	0	0	0
0	0	0	0 HART FD MEDICAL INSURANCE	0	0	0
2,007	0	0	0 HART FUND PERS	0	0	0
0	0	0	0 HART FD LIFE & DISABILITY	0	0	0
0	0	0	0 HART LONGEVITY	0	0	0
27	0	0	0 HART FD WORK COMP QUARTERLY	0	0	0
1,525	0	0	0 HART WORK COMP PREMIUM	0	0	0
32,762	0	0	TOTAL PERSONNEL SERVICES	0	0	0
1.0	1.0	0.00	Total Full-Time Equivalent (FTE)	0.00	0.00	0.00
<u>MATERIALS & SERVICES</u>						
0	0	0	0 UTILITIES	0	0	0
602	0	0	0 TELEPHONE	0	0	0
0	0	0	0 INSURANCE	0	0	0
107	0	0	0 POSTAGE	0	0	0
81	0	0	0 TRAVEL	0	0	0
860	0	0	0 TRAINING	0	0	0
3,493	0	0	0 PROGRAM SUPPLIES	0	0	0
360	0	0	0 EVENT SUPPLIES	0	0	0
1,406	0	0	0 OFFICE SUPPLIES	0	0	0
60	0	0	0 CONTRACT SERVICES	0	0	0
0	0	0	0 CITY OF HSBG ADMIN SUPPORT	0	0	0
2,340	0	0	0 OCF PROGRAM SERVICES	0	0	0
1,100	0	0	0 OCF GRANT CONTRACTED SERVICES	0	0	0
10,409	0	0	TOTAL MATERIALS & SERVICES	0	0	0
43,171	0	0	TOTAL ORG./PROG. REQUIREMENTS	0	0	0
<i>NOT ALLOCATED TO AN ORGANIZATIONAL UNIT OR PROGRAM</i>						
0	0	0	CONTINGENCY	0	0	0
0	0	0	TOTAL REQUIREMENTS NOT ALLOCATED	0	0	0
30,529	0	0	ENDING FUND BALANCE	0	0	0
0	0	0	UNAPPROPRIATED ENDING FUND BALANCE	0	0	0
73,700	0	0	TOTAL REQUIREMENTS	0	0	0

Bike Path Reserve Fund Resources



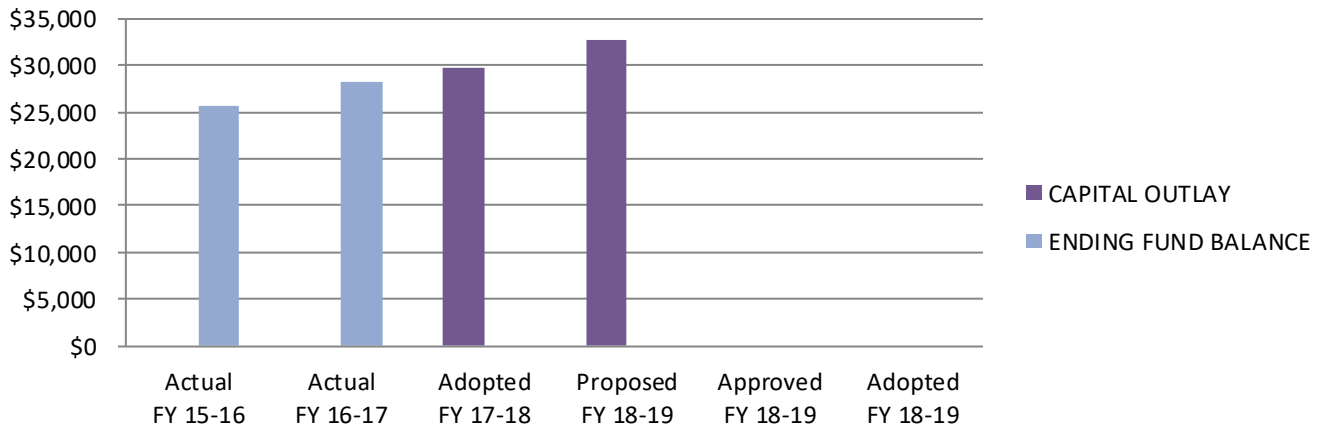
BIKE PATH RESERVE FUND (22): Resources

Resource Description	Actual FY 15-16	Actual FY 16-17	Adopted FY 17-18	Proposed FY 18-19	Approved FY 18-19	Adopted FY 18-19
BEGINNING FUND BALANCE	\$23,338	\$25,637	\$27,500	\$30,500	\$0	\$0
TAX REVENUE	\$2,158	\$2,348	\$2,000	\$2,000	\$0	\$0
INTEREST REVENUE	\$140	\$272	\$150	\$200	\$0	\$0

The Bike Path Fund is used to create and maintain bike paths and bike lanes in our community. The Bike Path Fund is supported solely from tax revenue and interest revenue. The City receives an apportionment of Highway Fund revenue from the State of Oregon for the Street Fund. It includes a Motor Vehicle Fuels Tax, Motor Carrier and DMV Fees. This money is commonly referred to as the Gas Tax. As required by statute, the Bike Path Fund receives 1% of the total annual tax.

The Bike Path Reserve fund has grown slowly over the past several years, as no bike lane projects have been completed. It will continue in this trend, until the City completes new bike path or bike lane projects.

Bike Path Reserve Fund Requirements



BIKE PATH RESERVE FUND (22): Requirements

Requirement Description	Actual FY 15-16	Actual FY 16-17	Adopted FY 17-18	Proposed FY 18-19	Approved FY 18-19	Adopted FY 18-19
CAPITAL OUTLAY	\$0	\$0	\$29,650	\$32,700	\$0	\$0
ENDING FUND BALANCE	\$25,636	\$28,257	\$0	\$0	\$0	\$0

As noted above, there has not been a bike path or bike lane project in several years. This fund can be used for regular maintenance of existing bike paths and bike lanes, such as restriping bike lanes on streets. There are also bike paths identified in the City's Transportation Plan and Parks Plan, which this fund would support. The City will be updating its Transportation System Plan in the next few years. As part of this plan update, new bike path and bike lane and/or maintenance projects will be identified and prioritized. These projects will then be completed, commensurate with the available funding.

CITY OF HARRISBURG
PROPOSED BUDGET: 2018-2019
Bike Path Reserve Fund (22)

BIKE PATH RESERVE FUND (22): RESOURCES

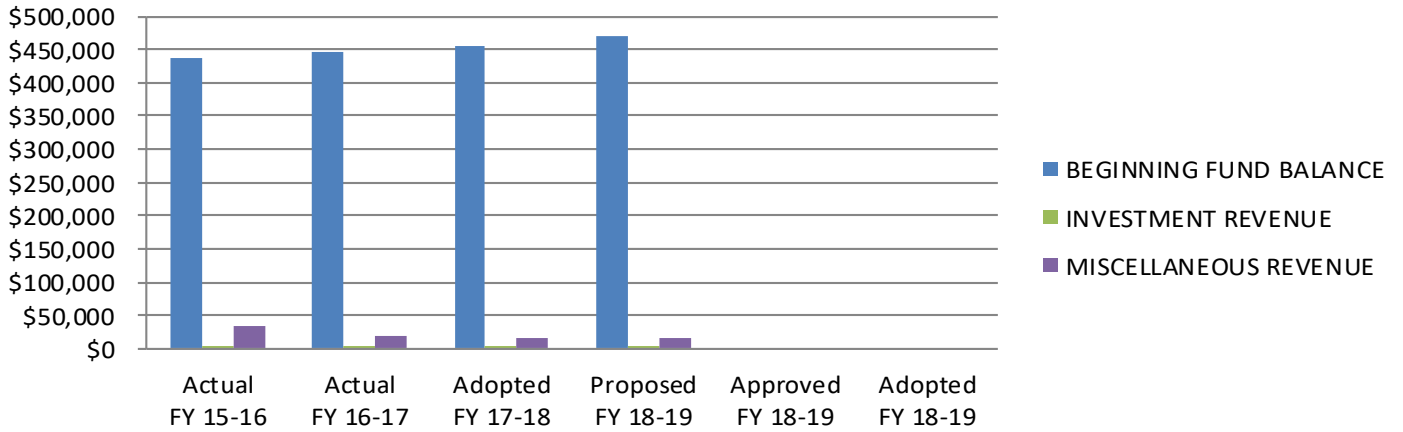
2 yrs ago Actual 15-16	Prior year Actual 16-17	Current Budget 17-18	Line Item Description	Proposed Budget 18-19	Approved Budget 18-19	Adopted Budget 18-19
23,338	25,637	27,500	BEGINNING FUND BALANCE	30,500	0	0
<u>TAX REVENUE</u>						
2,158	2,348	2,000	1% OF GAS TAX REVENUES	2,000	0	0
2,158	2,348	2,000	TOTAL TAX REVENUE	2,000	0	0
<u>INTEREST REVENUE</u>						
140	272	150	BIKE FUND INTEREST	200	0	0
140	272	150	TOTAL INTEREST REVENUE	200	0	0
25,636	28,257	29,650	TOTAL RESOURCES	32,700	0	0

BY ORGANIZATIONAL UNIT OR PROGRAM & ACTIVITY

BIKE PATH RESERVE FUND (22): REQUIREMENTS

2 yrs ago Actual 15-16	Prior year Actual 16-17	Current Budget 17-18	REQUIREMENTS FOR: PUBLIC WORKS	Proposed Budget 18-19	Approved Budget 18-19	Approved Budget 18-19
0	0	29,650	BIKE PATH PROJECTS	32,700	0	0
0	0	29,650	TOTAL CAPITAL OUTLAY	32,700	0	0
25,636	28,257	0	ENDING FUND BALANCE	0	0	0
0	0	0	UNAPPROPRIATED ENDING FUND BALANCE	0	0	0
25,636	28,257	29,650	TOTAL REQUIREMENTS	32,700	0	0

C. E. & D. Fund Resources



COMMUNITY & ECONOMIC DEVELOPMENT FUND (23): Resources

Resource Description	Actual FY 15-16	Actual FY 16-17	Adopted FY 17-18	Proposed FY 18-19	Approved FY 18-19	Adopted FY 18-19
BEGINNING FUND BALANCE	\$436,931	\$445,237	\$456,000	\$471,000	\$0	\$0
INVESTMENT REVENUE	\$2,487	\$4,542	\$1,400	\$4,000	\$0	\$0
MISCELLANEOUS REVENUE	\$34,788	\$18,511	\$16,000	\$16,000	\$0	\$0

The Community Economic & Development Fund has very limited revenue streams currently. All collected city license fees go to this fund. Additional revenue may come from grants, and donations. The fund benefits from a large beginning fund balance. This balance was created through several fund transfers from the City's Redevelopment Agency.

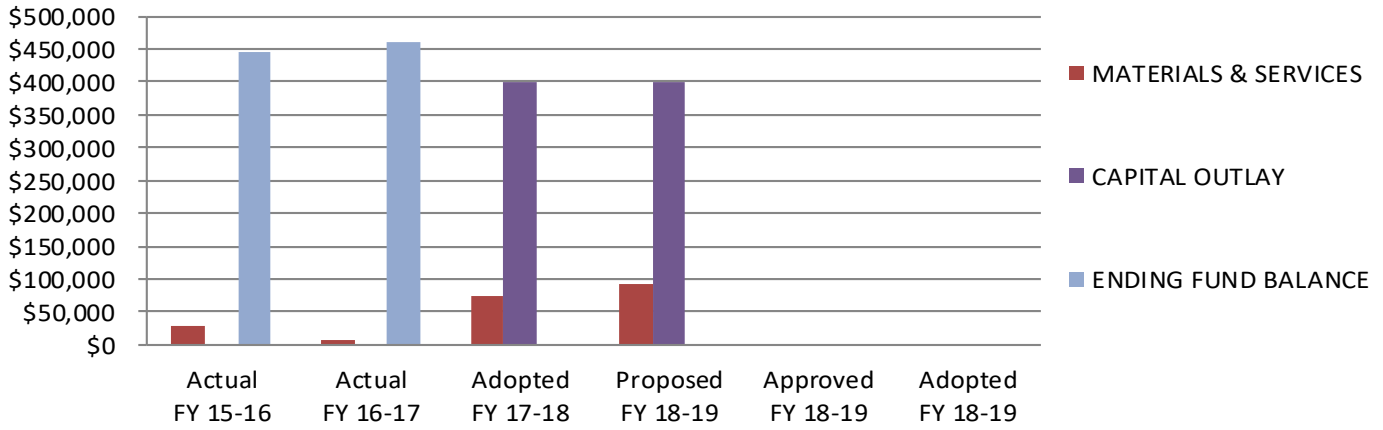
**CITY OF HARRISBURG
PROPOSED BUDGET: 2018-2019**

Community & Economic Development Fund (23)

COMMUNITY & ECONOMIC DEVELOPMENT FUND (23): RESOURCES

2 yrs ago Actual 15-16	Prior year Actual 16-17	Current Budget 17-18	Line Item Description	Proposed Budget 18-19	Approved Budget 18-19	Adopted Budget 18-19
436,931	445,237	456,000	BEGINNING FUND BALANCE	471,000	0	0
<u>INVESTMENT REVENUE</u>						
2,487	4,542	1,400	CED RESERVE FUND INTEREST	4,000	0	0
2,487	4,542	1,400	TOTAL INVESTMENT REVENUE	4,000	0	0
<u>MISCELLANEOUS REVENUE</u>						
13,648	13,711	11,000	BUSINESS LICENSE REVENUE	11,000	0	0
3,935	4,800	5,000	SUMMER EVENTS DONATIONS	5,000	0	0
17,205	0	0	HARVEST FESTIVAL DONATIONS	0	0	0
34,788	18,511	16,000	TOTAL MISCELLANEOUS REVENUE	16,000	0	0
474,206	468,290	473,400	TOTAL RESOURCES	491,000	0	0

C. E. & D. Fund Requirements



COMMUNITY & ECONOMIC DEVELOPMENT FUND (23): Requirements

Requirement Description	Actual FY 15-16	Actual FY 16-17	Adopted FY 17-18	Proposed FY 18-19	Approved FY 18-19	Adopted FY 18-19
MATERIALS & SERVICES	\$28,969	\$8,134	\$73,213	\$90,813	\$0	\$0
CAPITAL OUTLAY	\$0	\$0	\$400,187	\$400,187	\$0	\$0
ENDING FUND BALANCE	\$445,237	\$460,156	\$0	\$0	\$0	\$0

The Community Economic & Development Fund supports community and economic development projects and initiatives. Currently, the lion share of money in this fund is located in the Building and Property Reserve Account line.

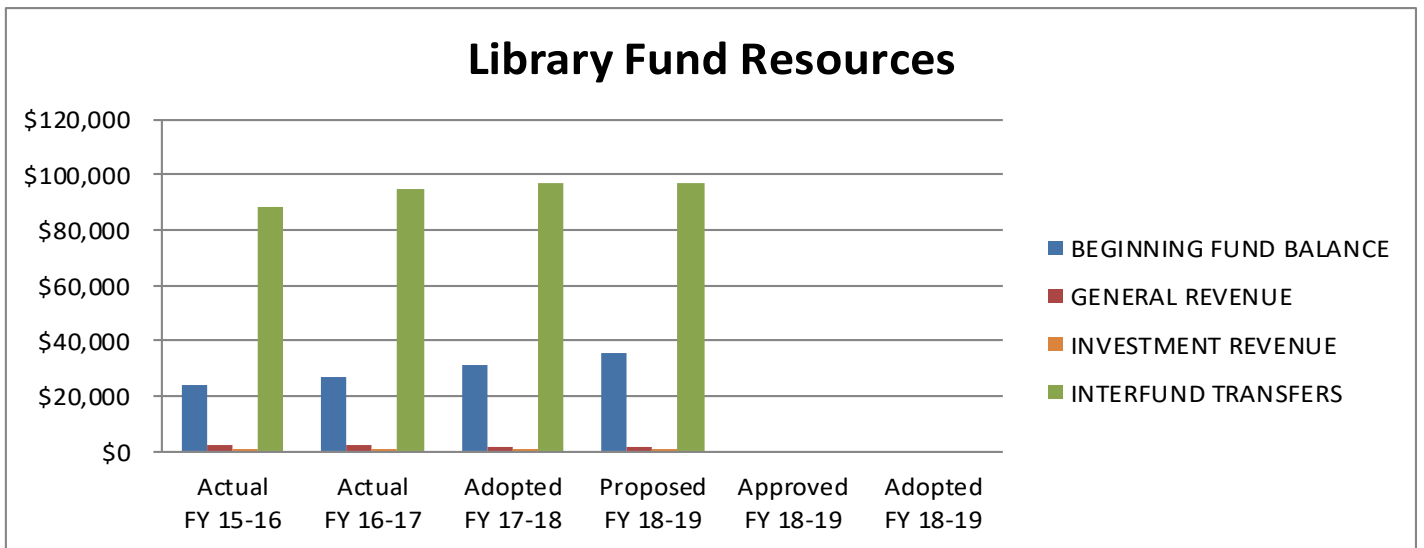
**CITY OF HARRISBURG
PROPOSED BUDGET: 2018-2019**

Community & Economic Development Fund (23)

BY ORGANIZATIONAL UNIT OR PROGRAM & ACTIVITY

COMMUNITY & ECONOMIC DEVELOPMENT FUND (23): REQUIREMENTS

2 yrs ago Actual 15-16	Prior year Actual 16-17	Current Budget 17-18	REQUIREMENTS FOR: ADMINISTRATION	Proposed Budget 18-19	Approved Budget 18-19	Adopted Budget 18-19
<u>MATERIALS & SERVICES</u>						
1,700	1,700	1,700	YOUTH SPORTS PROGRAMS	1,700	0	0
100	1,005	65,513	COMM & EC DEV MISC EXPENSES	83,113	0	0
1,000	1,000	1,000	CHAMBER OF COMMERCE	1,000	0	0
5,618	4,429	5,000	SUMMER EVENTS	5,000	0	0
20,551	0	0	HARVEST FESTIVAL EXPENSES	0	0	0
28,969	8,134	73,213	TOTAL MATERIALS & SERVICES	90,813	0	0
<u>CAPITAL OUTLAY</u>						
0	0	400,187	BUILDING & PROPERTY RESERVE ACCOUNT	400,187	0	0
0	0	400,187	TOTAL CAPITAL OUTLAY	400,187	0	0
28,969	8,134	473,400	TOTAL ORG./PROG. REQUIREMENTS	491,000	0	0
<i>NOT ALLOCATED TO AN ORGANIZATIONAL UNIT OR PROGRAM</i>						
445,237	460,156	0	ENDING FUND BALANCE	0	0	0
0	0	0	UNAPPROPRIATED FUND BALANCE	0	0	0
474,206	468,290	473,400	TOTAL REQUIREMENTS	491,000	0	0



LIBRARY FUND (24): Resources

Resource Description	Actual FY 15-16	Actual FY 16-17	Adopted FY 17-18	Proposed FY 18-19	Approved FY 18-19	Adopted FY 18-19
BEGINNING FUND BALANCE	\$24,054	\$27,206	\$31,600	\$35,600	\$0	\$0
GENERAL REVENUE	\$2,152	\$2,177	\$1,950	\$1,950	\$0	\$0
INVESTMENT REVENUE	\$150	\$322	\$150	\$950	\$0	\$0
INTERFUND TRANSFERS	\$88,000	\$95,000	\$97,000	\$97,000	\$0	\$0

The Harrisburg Public Library serves the community by providing literary and educational resources to our citizens. The Library also provides free internet access, including wireless. The beginning fund balance is projected to be up \$4,000 from last year. The primary revenue source for this fund is a General fund transfer. The transfer is not increasing this year.

In addition to the General fund transfer, the Library raises revenue through fees, donations, grants, and fundraisers. The Harrisburg Library Guild, a non-profit organization, financially supports the Library through additional fundraisers.

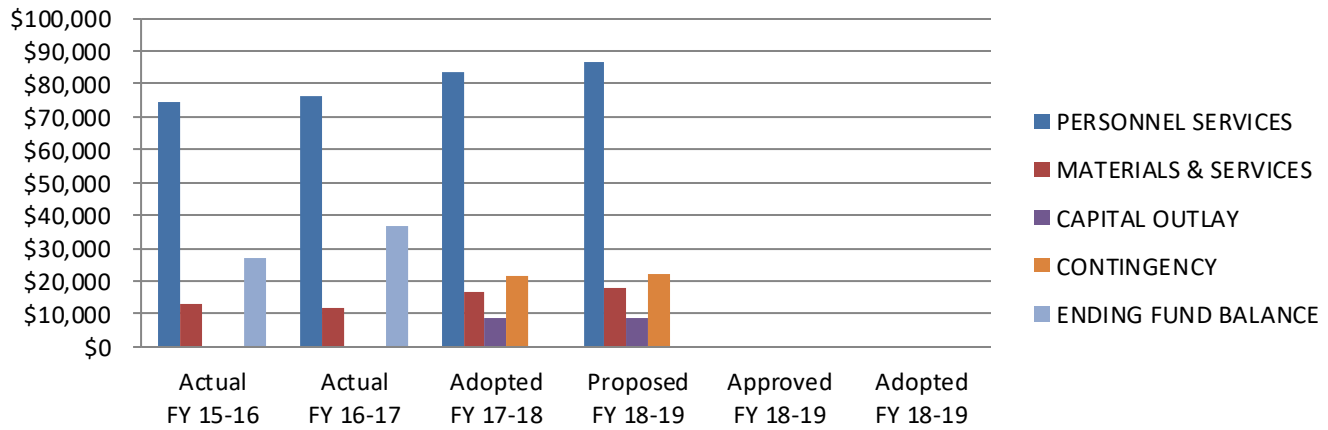
**CITY OF HARRISBURG
PROPOSED BUDGET: 2018-2019**

Library Fund (24)

LIBRARY FUND (24): RESOURCES

2 yrs ago Actual 15-16	Prior year Actual 16-17	Current Budget 17-18	Line Item Description	Proposed Budget 18-19	Approved Budget 18-19	Adopted Budget 18-19
24,054	27,206	31,600	BEGINNING FUND BALANCE	35,600	0	0
<u>GENERAL REVENUE</u>						
1,000	1,050	1,000	READY TO READ GRANT	1,000	0	0
75	0	50	DONATIONS - DESIGNATED/LIBRARY	50	0	0
44	0	100	DONATIONS-GENERAL USE LIBRARY	100	0	0
0	0	0	SILENT AUCTION REVENUE	0	0	0
1,033	1,127	800	OTHER LIBRARY REVENUE	800	0	0
2,152	2,177	1,950	TOTAL GENERAL REVENUE	1,950	0	0
<u>INVESTMENT REVENUE</u>						
150	322	150	INTEREST	950	0	0
150	322	150	TOTAL INTEREST REVENUE	950	0	0
<u>TRANSFERS IN</u>						
88,000	95,000	97,000	TRANSFER FROM GENERAL FUND	97,000	0	0
88,000	95,000	97,000	TOTAL TRANSFERS IN	97,000	0	0
114,356	124,705	130,700	TOTAL RESOURCES	135,500	0	0

Library Fund Requirements



LIBRARY FUND (24): Requirements

Requirement Description	Actual FY 15-16	Actual FY 16-17	Adopted FY 17-18	Proposed FY 18-19	Approved FY 18-19	Adopted FY 18-19
PERSONNEL SERVICES	\$74,369	\$76,388	\$83,385	\$86,932	\$0	\$0
MATERIALS & SERVICES	\$12,781	\$11,471	\$16,700	\$17,700	\$0	\$0
CAPITAL OUTLAY	\$0	\$0	\$8,900	\$9,000	\$0	\$0
CONTINGENCY	\$0	\$0	\$21,715	\$21,868	\$0	\$0
ENDING FUND BALANCE	\$27,206	\$36,846	\$0	\$0	\$0	\$0

Budgeted expenditures in the Library are proposed to remain relatively flat this year. The library will be expanding this year. They will be acquiring more floor space in the Old City Hall building. This expansion is part of the Old City Hall remodel project and should be done by the end of the 2018 calendar year.

**CITY OF HARRISBURG
PROPOSED BUDGET: 2018-2019**

Library Fund (24)

BY ORGANIZATIONAL UNIT OR PROGRAM & ACTIVITY

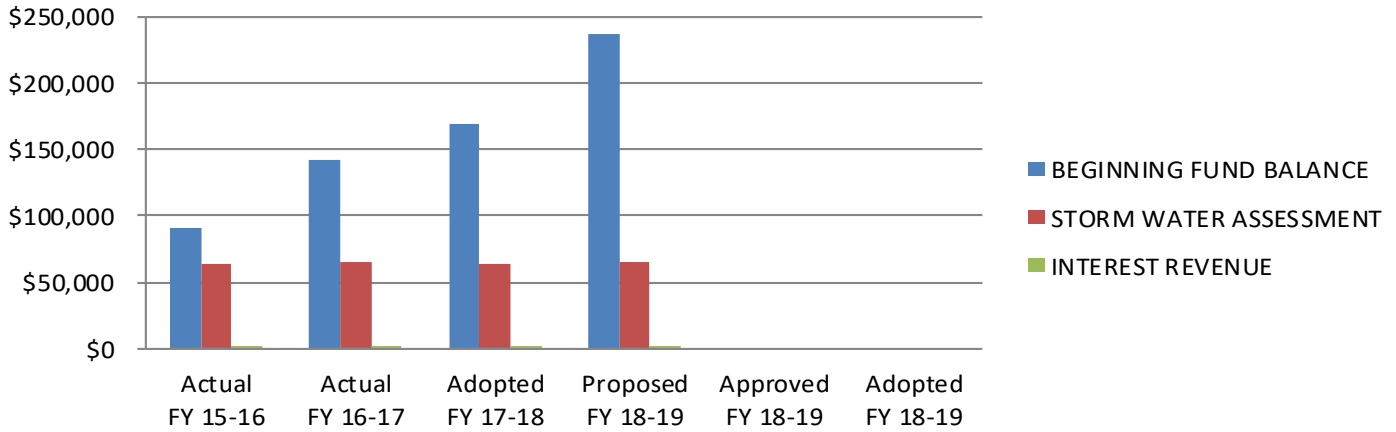
LIBRARY FUND (24): REQUIREMENTS

2 yrs ago Actual 15-16	Prior year Actual 16-17	Current Budget 17-18	REQUIREMENTS FOR: LIBRARY	Proposed Budget 18-19	Approved Budget 18-19	Adopted Budget 18-19
<u>PERSONNEL SERVICES</u>						
35,510	35,269	37,296	LIBRARY FUND WAGES	38,051	0	0
4,776	4,412	6,763	LIBRARY ASSISTANT	6,901	0	0
41	42	45	LIBRARY UNEMPLOYMENT TAXES	45	0	0
3,120	3,112	3,447	LIBRARY FD SOCIAL SECURITY TAX	3,516	0	0
22,095	24,195	24,780	LIB FD MEDICAL INSURANCE	27,180	0	0
7,681	7,733	9,406	LIBRARY FUND PERS	9,591	0	0
291	272	290	LIB FD LIFE & DISABILITY	290	0	0
500	1,000	1,000	LIBRARY LONGEVITY	1,000	0	0
30	28	33	LIB FD WORK COMP QUARTERLY	33	0	0
325	325	325	LIB FD WORK COMP PREMIUM	325	0	0
74,369	76,388	83,385	TOTAL PERSONNEL SERVICES	86,932	0	0
1.25	1.25	1.25	Total Full-Time Equivalent (FTE)	1.25	1.25	1.25
<u>MATERIALS & SERVICES</u>						
<u>PROFESSIONAL IMPROVEMENT</u>						
398	0	700	ROOM & BOARD	700	0	0
280	0	400	SCHOOLS	400	0	0
134	0	200	MILEAGE	200	0	0
812	0	1,300	TOTAL PROFESSIONAL IMPROVEMENT	1,300	0	0
<u>MISC. MATERIALS & SERVICES</u>						
7,160	7,600	7,000	BOOKS	8,000	0	0
79	109	200	LIBRARY EQUIPMENT MAINTENANCE	200	0	0
50	314	0	LIBRARY SUPPLIES & POSTAGE	0	0	0
540	527	600	LIBRARY TELEPHONE	600	0	0
456	654	1,000	WI-FI INTERNET	1,000	0	0
1,000	304	1,000	READY TO READ GRANT	1,000	0	0
1,519	753	4,300	MISCELLANEOUS EXPENSES	4,300	0	0
1,165	1,210	1,300	GENEALOGY WEB SITE	1,300	0	0
11,969	11,471	15,400	TOTAL MISC MATERIALS & SERVICES	16,400	0	0
12,781	11,471	16,700	TOTAL MATERIALS & SERVICES	17,700	0	0
<u>CAPITAL OUTLAY</u>						
0	0	5,000	EQUIPMENT & CONSTRUCTION	4,000	0	0
0	0	3,900	COMPUTER RESERVE ACCOUNT	5,000	0	0
0	0	8,900	TOTAL CAPITAL OUTLAY	9,000	0	0
87,150	87,859	108,985	TOTAL ORG./PROG. REQUIREMENTS	113,632	0	0

LIBRARY FUND (24): REQUIREMENTS

2 yrs ago Actual 15-16	Prior year Actual 16-17	Current Budget 17-18	REQUIREMENTS FOR: LIBRARY	Proposed Budget 18-19	Approved Budget 18-19	Adopted Budget 18-19
<i>NOT ALLOCATED TO AN ORGANIZATIONAL UNIT OR PROGRAM</i>						
0	0	21,715	CONTINGENCY	21,868	0	0
0	0	21,715	TOTAL REQUIREMENTS NOT ALLOCATED	21,868	0	0
27,206	36,846	0	ENDING FUND BALANCE	0	0	0
0	0	0	UNAPPROPRIATED ENDING FUND BALANCE	0	0	0
114,356	124,705	130,700	TOTAL REQUIREMENTS	135,500	0	0

Storm Drain Reserve Fund Resources



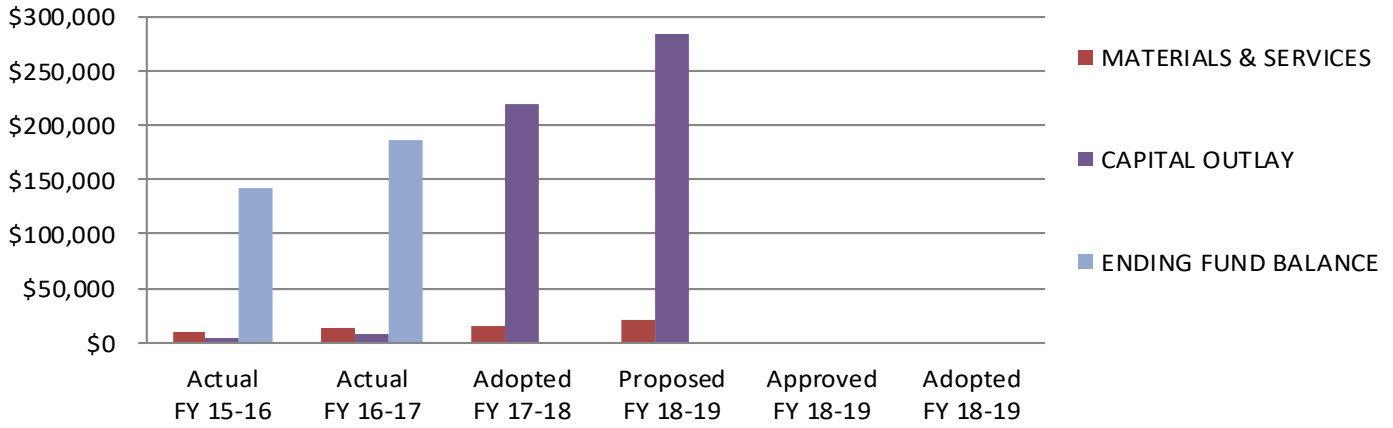
STORM DRAIN RESERVE FUND (25): Resources

Resource Description	Actual FY 15-16	Actual FY 16-17	Adopted FY 17-18	Proposed FY 18-19	Approved FY 18-19	Adopted FY 18-19
BEGINNING FUND BALANCE	\$90,213	\$141,286	\$169,500	\$236,200	\$0	\$0
STORM WATER ASSESSMENT	\$64,367	\$64,582	\$64,000	\$65,000	\$0	\$0
INTEREST REVENUE	\$701	\$1,643	\$1,000	\$2,300	\$0	\$0

The Storm Drain Reserve fund was created to expand, upgrade and maintain the City’s storm drainage system. The fund is fully supported through the monthly storm drain fee, assessed to all utility customers. This year we are proposing a 1.5% increase to the monthly storm drain fee. Residential customers pay a flat rate fee of \$3.60, and nonresidential customers pay 7% of the prior month’s sanitary sewer fee with a minimum payment of \$3.60 and maximum payment of \$95.16.

The storm drain fee may be affected by future Council decisions regarding funding options for street maintenance, including a street maintenance fee similar to the storm drain fee. The Storm Drain fee is expected to generate roughly \$65,000 of revenue in FY 18-19.

Storm Drain Reserve Fund Requirements



STORM DRAIN RESERVE FUND (25): Requirements

Requirement Description	Actual FY 15-16	Actual FY 16-17	Adopted FY 17-18	Proposed FY 18-19	Approved FY 18-19	Adopted FY 18-19
MATERIALS & SERVICES	\$8,966	\$13,411	\$14,500	\$20,000	\$0	\$0
CAPITAL OUTLAY	\$5,028	\$7,867	\$220,000	\$283,500	\$0	\$0
ENDING FUND BALANCE	\$141,287	\$186,233	\$0	\$0	\$0	\$0

The expenditures from this fund are primarily maintenance and project driven. As such, the expenses remain fairly consistent on an annual basis, except when the City completes a major storm water project. No major storm water projects are planned for FY 18-19.

**CITY OF HARRISBURG
PROPOSED BUDGET: 2018-2019**

Storm Drain Reserve Fund (25)

STORM DRAIN RESERVE FUND (25): RESOURCES

2 yrs ago Actual 15-16	Prior year Actual 16-17	Current Budget 17-18	Line Item Description	Proposed Budget 18-19	Approved Budget 18-19	Adopted Budget 18-19
90,213	141,286	169,500	BEGINNING FUND BALANCE	236,200	0	0

STORM WATER ASSESSMENT

64,367	64,582	64,000	STORM WATER ASSESSMENT	65,000	0	0
64,367	64,582	64,000	TOTAL STORM WATER ASSESSMENT REVENUE	65,000	0	0

INTEREST REVENUE

701	1,643	1,000	EARNED INTEREST	2,300	0	0
701	1,643	1,000	TOTAL EARNED INTEREST	2,300	0	0

155,281	207,511	234,500	TOTAL RESOURCES	303,500	0	0
----------------	----------------	----------------	------------------------	----------------	----------	----------

Storm Drain Reserve Fund (25)

BY ORGANIZATIONAL UNIT OR PROGRAM & ACTIVITY

STORM DRAIN RESERVE FUND (25): REQUIREMENTS

2 yrs ago Actual 15-16	Prior year Actual 16-17	Current Budget 17-18	REQUIREMENTS FOR: PUBLIC WORKS	Proposed Budget 18-19	Approved Budget 18-19	Adopted Budget 18-19
------------------------------	-------------------------------	----------------------------	-----------------------------------	-----------------------------	-----------------------------	----------------------------

MATERIALS & SERVICES

7,156	10,078	10,500	MAINTENANCE	15,000	0	0
1,760	3,208	2,500	ELECTRICITY	3,500	0	0
50	125	1,500	TRAINING	1,500	0	0
8,966	13,411	14,500	TOTAL MATERIALS & SERVICES	20,000	0	0

CAPITAL OUTLAY

0	7,867	213,300	STORM DRAIN CAPITAL IMPROVEMENTS	273,800	0	0
5,028	0	6,700	STORM WATER PUMP (\$3,000/Yr.)	9,700	0	0
5,028	7,867	220,000	TOTAL CAPITAL OUTLAY	283,500	0	0

13,994	21,278	234,500	TOTAL ORG./PROG. REQUIREMENTS	303,500	0	0
---------------	---------------	----------------	--------------------------------------	----------------	----------	----------

NOT ALLOCATED TO AN ORGANIZATIONAL UNIT OR PROGRAM

0	0	0	CONTINGENCY	0	0	0
---	---	---	-------------	---	---	---

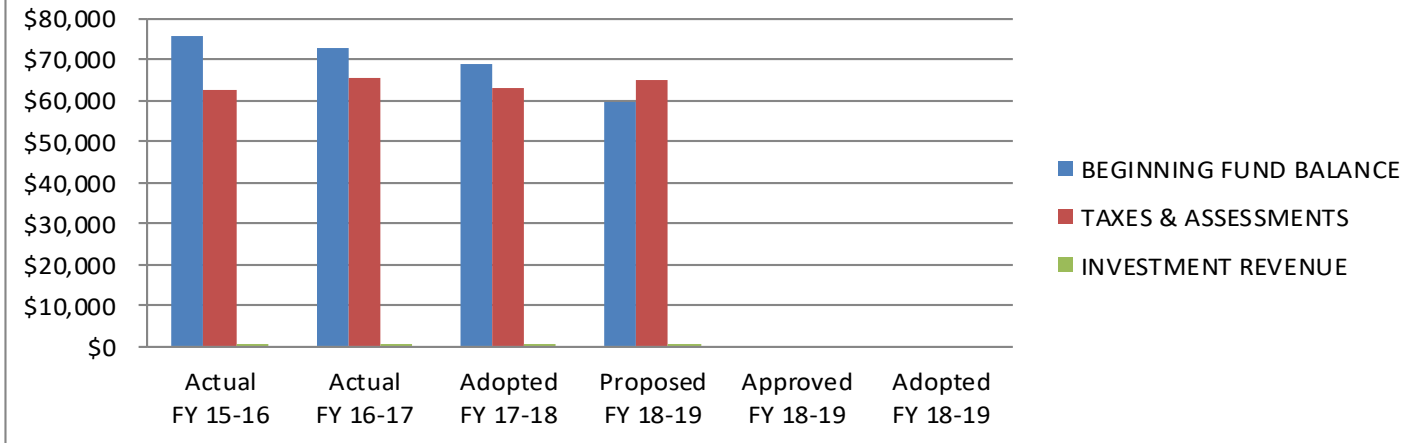
0	0	0	TOTAL REQUIREMENTS NOT ALLOCATED	0	0	0
---	---	---	----------------------------------	---	---	---

141,287	186,233	0	ENDING FUND BALANCE	0	0	0
---------	---------	---	---------------------	---	---	---

0	0	0	UNAPPROPRIATED FUND BALANCE	0	0	0
---	---	---	-----------------------------	---	---	---

155,281	207,511	234,500	TOTAL REQUIREMENTS	303,500	0	0
----------------	----------------	----------------	---------------------------	----------------	----------	----------

Debt Services Fund Resources



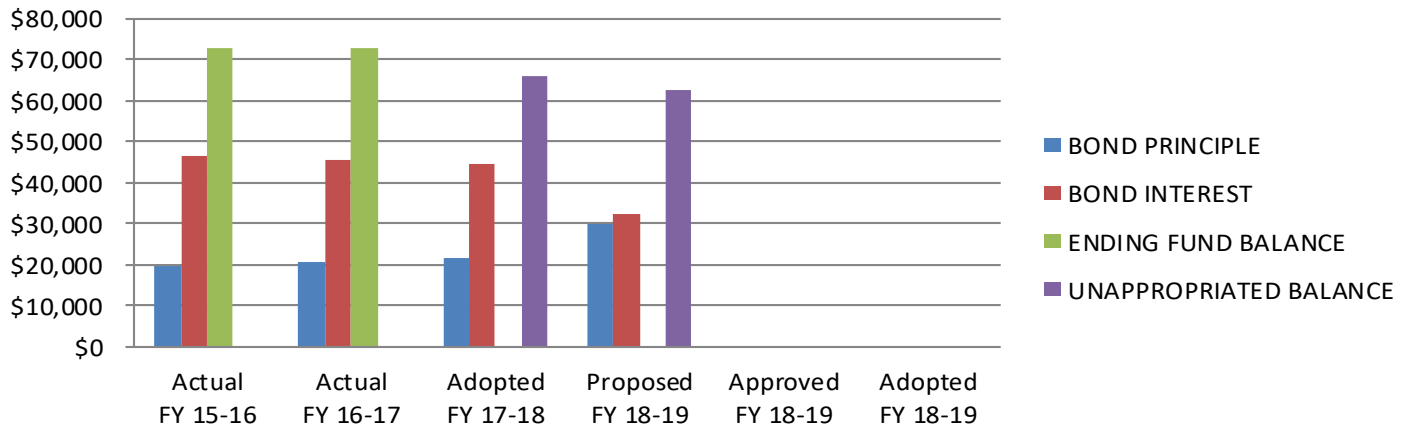
DEBT SERVICES FUND (30): Resources

Resource Description	Actual FY 15-16	Actual FY 16-17	Adopted FY 17-18	Proposed FY 18-19	Approved FY 18-19	Adopted FY 18-19
BEGINNING FUND BALANCE	\$75,780	\$72,840	\$69,038	\$59,552	\$0	\$0
TAXES & ASSESSMENTS	\$62,753	\$65,312	\$62,758	\$64,952	\$0	\$0
INVESTMENT REVENUE	\$404	\$640	\$400	\$400	\$0	\$0

A property tax is levied on property inside the City to pay debt on the City’s General Obligation (GO) Bond. The City currently has one GO Bond from the 1999 water improvement project. The amount levied is and should be very similar on an annual basis.

The City did refinance our General Obligation Bond this fiscal year. This refinance should result in a saving that would lower our annual amount that we levy. With all other variables remaining the same.

Debt Services Fund Requirements



DEBT SERVICES FUND (30): Requirements

Requirement Description	Actual FY 15-16	Actual FY 16-17	Adopted FY 17-18	Proposed FY 18-19	Approved FY 18-19	Adopted FY 18-19
BOND PRINCIPLE	\$19,785	\$20,725	\$21,710	\$30,000	\$0	\$0
BOND INTEREST	\$46,312	\$45,372	\$44,389	\$32,452	\$0	\$0
ENDING FUND BALANCE	\$72,840	\$72,695	\$0	\$0	\$0	\$0
UNAPPROPRIATED BALANCE	\$0	\$0	\$66,097	\$62,452	\$0	\$0

The Debt Services fund is structured to have an unappropriated ending fund balance of \$62,452. This balance is sufficient to pay the following year's bond payment, which is due before the collection of property taxes in November. The City has one General Obligation Bond for the 1999 Water Improvement Project. The City refinanced the bond this year, FY 17-18.

Voters passed a bond measure in November of 2017 to allow us to move forward with a water quality and infrastructure improvement project. We will be starting the design phase of this project by the end of the calendar year.

**CITY OF HARRISBURG
PROPOSED BUDGET: 2018-2019**

Debt Services Fund (30)

DEBT SERVICE FUND (30): RESOURCES

2 yrs ago Actual 15-16	Prior year Actual 16-17	Current Budget 17-18	Line Item Description	Proposed Budget 18-19	Approved Budget 18-19	Adopted Budget 18-19
75,780	72,840	69,038	BEGINNING FUND BALANCE	59,552	0	0
<u>TAXES & ASSESSMENTS</u>						
59,949	63,060	60,258	DEBT SERVICE-CURRENT TAXES	62,452	0	0
2,804	2,252	2,500	PRIOR YEARS TAXES	2,500	0	0
62,753	65,312	62,758	TOTAL TAXES & ASSESSMENTS	64,952	0	0
<u>INVESTMENT REVENUE</u>						
404	640	400	EARNED INTEREST	400	0	0
404	640	400	TOTAL EARNED INTEREST	400	0	0
138,937	138,792	132,196	TOTAL RESOURCES	124,904	0	0

Levy for Debt Services:

\$62,452 (Amount Needed to Cover Bonds)

93% (Collection rate)

\$66,824 (Tax to Levy)

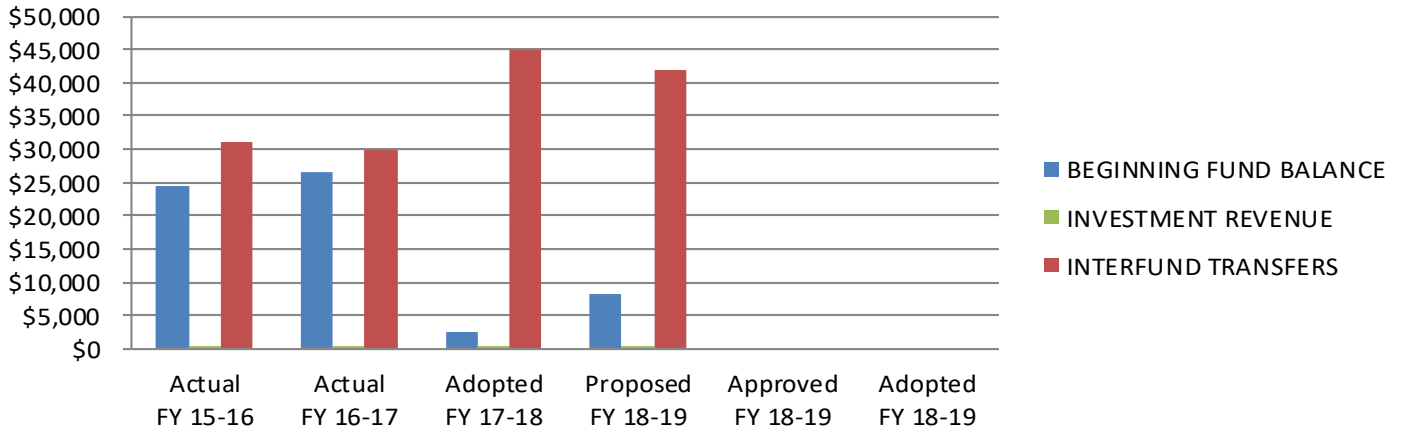
Debt Services Fund (30)

NOT ALLOCATED TO AN ORGANIZATIONAL UNIT OR PROGRAM

DEBT SERVICE (30): REQUIREMENTS

2 yrs ago Actual 15-16	Prior year Actual 16-17	Current Budget 17-18	REQUIREMENTS DESCRIPTION	Proposed Budget 18-19	Approved Budget 18-19	Adopted Budget 18-19
<u>BOND PRINCIPAL</u>						
19,785	20,725	21,710	1999 WATER BOND PRINCIPAL (11/18)	30,000	0	0
19,785	20,725	21,710	TOTAL BOND PRINCIPAL	30,000	0	0
<u>BOND INTEREST</u>						
46,312	45,372	44,389	1999 WATER BOND INTEREST (11/18)	32,452	0	0
46,312	45,372	44,389	TOTAL BOND INTEREST	32,452	0	0
72,840	72,695	0	ENDING FUND BALANCE	0	0	0
0	0	66,097	UNAPPROPRIATED FUND BALANCE	62,452	0	0
138,937	138,792	132,196	TOTAL REQUIREMENTS	124,904	0	0

Office Equipment Reserve Fund Resources



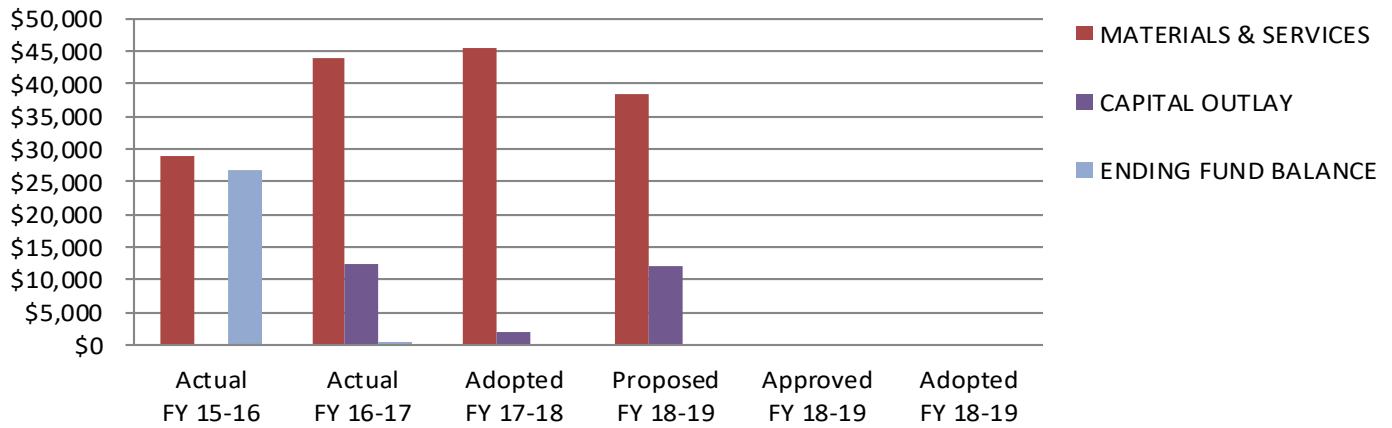
OFFICE EQUIPMENT RESERVE FUND (40): Resources

Resource Description	Actual FY 15-16	Actual FY 16-17	Adopted FY 17-18	Proposed FY 18-19	Approved FY 18-19	Adopted FY 18-19
BEGINNING FUND BALANCE	\$24,443	\$26,687	\$2,400	\$8,100	\$0	\$0
INVESTMENT REVENUE	\$146	\$1	\$100	\$200	\$0	\$0
INTERFUND TRANSFERS	\$31,000	\$30,000	\$45,000	\$42,000	\$0	\$0

This fund is used to purchase office equipment, furniture, and office software, as well as pay for maintenance and service contracts for equipment. Revenue for this fund is provided through transfers from the General, Water, and Sewer funds. The transfers this year will be \$22,000 from the General fund and \$10,000 each from the Water and Sewer funds.

The cost of technology has been increasing in recent years. Our beginning fund balance is starting to recover. We had to replace two servers at the same time. The cost of a server is about \$8,000. We are adjusting our transfers and planning strategies moving forward.

Office Equipment Reserve Fund Requirements



OFFICE EQUIPMENT RESERVE FUND (40): Requirements

Requirement Description	Actual FY 15-16	Actual FY 16-17	Adopted FY 17-18	Proposed FY 18-19	Approved FY 18-19	Adopted FY 18-19
MATERIALS & SERVICES	\$28,901	\$43,781	\$45,500	\$38,300	\$0	\$0
CAPITAL OUTLAY	\$0	\$12,388	\$2,000	\$12,000	\$0	\$0
ENDING FUND BALANCE	\$26,688	\$519	\$0	\$0	\$0	\$0

We have moved the codification expense line to the General Fund. We completed the Codification Project to get all of our City code posted and updated online. The financial system expense lines are for our two primary service contracts. The maintenance and software expense line is for new software purchases and server and workstation maintenance. This year we are changing the way we expense computers. Under Materials and Service you will see a line for computer replacement. This line will be for employee workstations only. We replace our workstation computers only when they fail or if they were to become severely outdated. We created a new expense line under Capital Outlay for server purchases. This would cover a major failure of our two office servers. There is a big cost difference between a workstation and a server. A workstation cost falls below our \$5,000 limit for capitalization. A server cost now exceeds \$5,000. That qualifies server purchases as Capital Outlay and they must be captured on our Depreciation Schedule.

**CITY OF HARRISBURG
PROPOSED BUDGET: 2018-2019**

Office Equipment Reserve Fund (40)

OFFICE EQUIPMENT RESERVE FUND (40): RESOURCES

2 yrs ago Actual 15-16	Prior year Actual 16-17	Current Budget 17-18	Line Item Description	Proposed Budget 18-19	Approved Budget 18-19	Adopted Budget 18-19
24,443	26,687	2,400	BEGINNING FUND BALANCE	8,100	0	0
<u>INVESTMENT REVENUE</u>						
146	1	100	EARNED INTEREST	200	0	0
146	1	100	TOTAL INVESTMENT REVENUE	200	0	0
<u>INTERFUND TRANSFER</u>						
15,000	10,000	20,000	TRANS FROM GENERAL FUND	22,000	0	0
8,000	10,000	12,500	TRANS FROM WATER FUND	10,000	0	0
8,000	10,000	12,500	TRANS FROM SEWER FUND	10,000	0	0
31,000	30,000	45,000	TOTAL INTERFUND TRANSFER	42,000	0	0
55,589	56,688	47,500	TOTAL RESOURCES	50,300	0	0

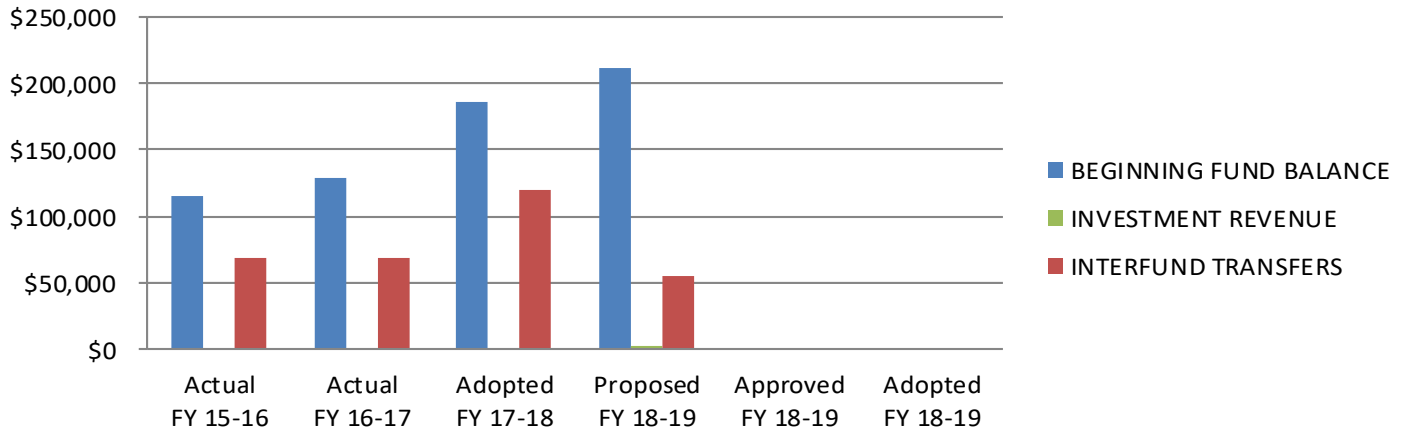
Office Equipment Reserve Fund (40)

BY ORGANIZATIONAL UNIT OR PROGRAM & ACTIVITY

OFFICE EQUIPMENT RESERVE FUND (40): REQUIREMENTS

2 yrs ago Actual 15-16	Prior year Actual 16-17	Current Budget 17-18	REQUIREMENTS FOR: ADMINISTRATION	Proposed Budget 18-19	Approved Budget 18-19	Adopted Budget 18-19
<u>MATERIALS & SERVICES</u>						
2,386	2,182	3,000	CODIFICATION RESERVE	0	0	0
12,487	12,487	17,200	FINANCIAL SYSTEM	17,200	0	0
4,099	12,239	8,000	MAINTENANCE & SOFTWARE	12,000	0	0
8,390	11,775	13,000	COMPUTER REPLACEMENT (\$1,500 PER YEAR)	5,000	0	0
1,539	5,098	4,300	MISC OFFICE EQUIP/FURNITURE (\$2,000 PER YEAR)	4,100	0	0
28,901	43,781	45,500		38,300	0	0
<u>CAPITAL OUTLAY</u>						
0	0	0	OFFICE SERVER RESERVE (\$2,000 PER YEAR)	8,000	0	0
0	12,388	2,000	COPIER RESERVE (\$2,000 PER YEAR)	4,000	0	0
0	12,388	2,000	TOTAL CAPITAL OUTLAY	12,000	0	0
28,901	56,169	47,500	TOTAL ORG./PROG. REQUIREMENTS	50,300	0	0
26,688	519	0	ENDING FUND BALANCE	0	0	0
0	0	0	UNAPPROPRIATED ENDING FUND BALANCE	0	0	0
55,589	56,688	47,500	TOTAL REQUIREMENTS	50,300	0	0

Equipment Reserve Fund Resources

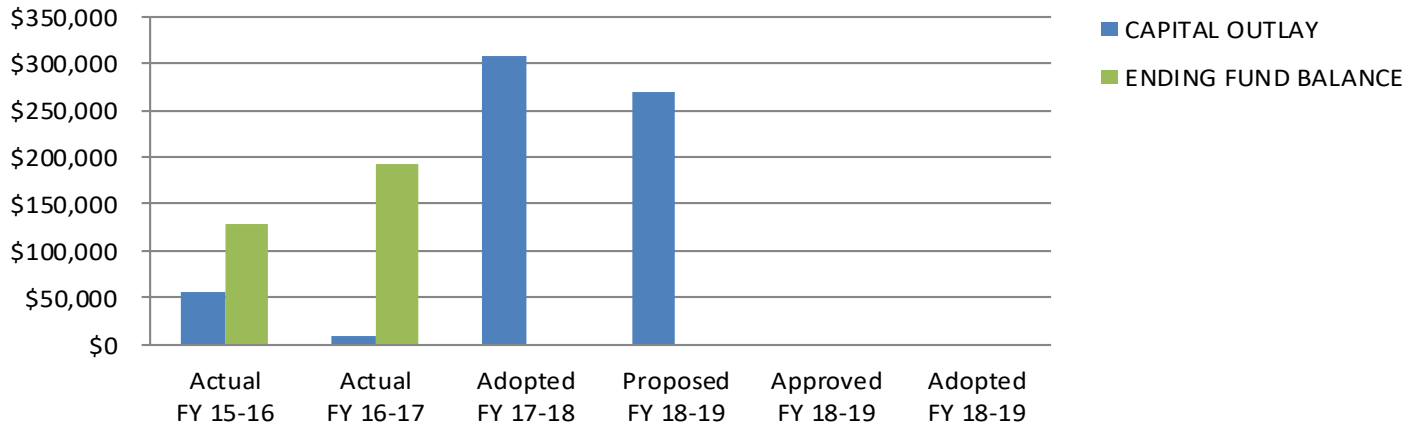


EQUIPMENT RESERVE FUND (41): Resources

Resource Description	Actual FY 15-16	Actual FY 16-17	Adopted FY 17-18	Proposed FY 18-19	Approved FY 18-19	Adopted FY 18-19
BEGINNING FUND BALANCE	\$115,830	\$129,098	\$186,698	\$211,400	\$0	\$0
INVESTMENT REVENUE	\$691	\$1,659	\$750	\$3,000	\$0	\$0
INTERFUND TRANSFERS	\$69,000	\$69,000	\$120,000	\$55,500	\$0	\$0

The Equipment Reserve fund is used to make substantial equipment purchases for City operations. Tools and light duty equipment for the Public Works department are also purchased from this fund. The primary revenue source for this fund comes in the form of transfers from the Water, Sewer and Street funds. The proposed transfers this year have significantly decreased. Last year we had a one-time vehicle purchase for City Hall and we purchased a Public Works truck. No purchases are planned for FY 18-19 at this time.

Equipment Reserve Fund Requirements



EQUIPMENT RESERVE FUND (41): Requirements

Requirement Description	Actual FY 15-16	Actual FY 16-17	Adopted FY 17-18	Proposed FY 18-19	Approved FY 18-19	Adopted FY 18-19
CAPITAL OUTLAY	\$56,423	\$8,195	\$307,448	\$269,900	\$0	\$0
ENDING FUND BALANCE	\$129,098	\$191,562	\$0	\$0	\$0	\$0

Expenditures from this fund are not frequent but occur as necessary. As noted above, the City purchased a vehicle for City Hall for code enforcement and general use and two public works vehicles this past fiscal year. We also purchased a new commercial lawn mower in FY 17-18. There are no purchases planned for FY 18-19.

**CITY OF HARRISBURG
PROPOSED BUDGET: 2018-2019**

Equipment Reserve Fund (41)

EQUIPMENT RESERVE FUND (41): RESOURCES

2 yrs ago Actual 15-16	Prior year Actual 16-17	Current Budget 17-18	Line Item Description	Proposed Budget 18-19	Approved Budget 18-19	Adopted Budget 18-19
115,830	129,098	186,698	BEGINNING FUND BALANCE	211,400	0	0

INVESTMENT REVENUE

691	1,659	750	EARNED INTEREST	3,000	0	0
691	1,659	750	TOTAL INVESTMENT REVENUE	3,000	0	0

INTERFUND TRANSFER

15,000	15,000	45,000	TRANSFER FROM GENERAL FUND	0	0	0
18,000	18,000	28,500	TRANSFER FROM WATER FUND	18,750	0	0
18,000	18,000	28,500	TRANSFER FROM SEWER FUND	18,750	0	0
18,000	18,000	18,000	TRANSFER FROM STREET FUND	18,000	0	0
69,000	69,000	120,000	TOTAL INTERFUND TRANSFER	55,500	0	0
185,521	199,757	307,448	TOTAL RESOURCES	269,900	0	0

Equipment Reserve Fund (41)

BY ORGANIZATIONAL UNIT OR PROGRAM & ACTIVITY

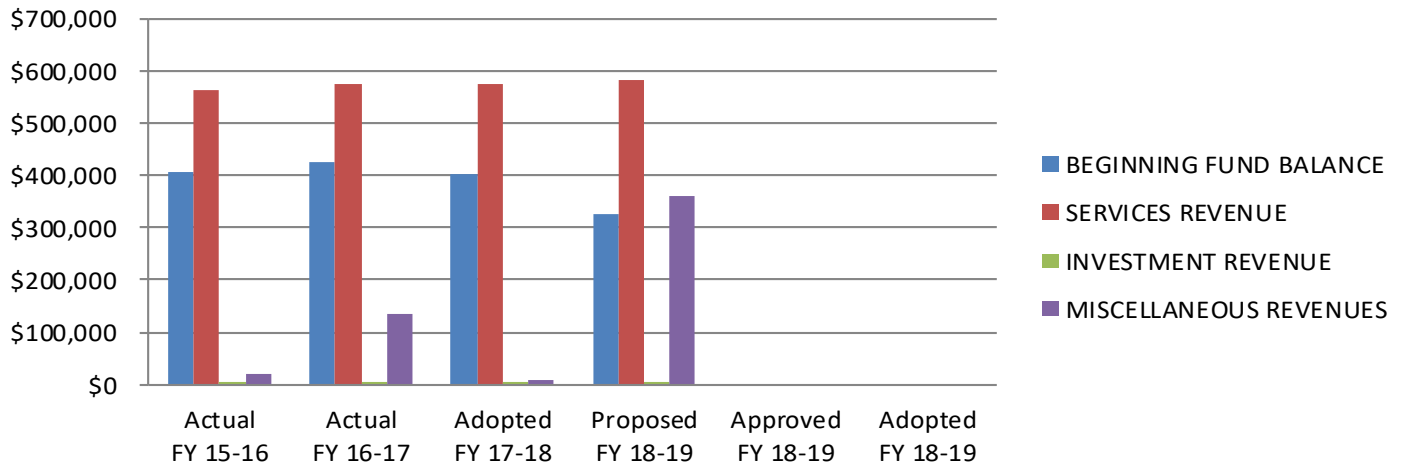
EQUIPMENT RESERVE FUND (41): REQUIREMENTS

2 yrs ago Actual 15-16	Prior year Actual 16-17	Current Budget 17-18	REQUIREMENTS FOR: PUBLIC WORKS	Proposed Budget 18-19	Approved Budget 18-19	Adopted Budget 18-19
------------------------------	-------------------------------	----------------------------	-----------------------------------	-----------------------------	-----------------------------	----------------------------

CAPITAL OUTLAY

25,409	0	85,648	VEHICLE RESERVE FUND (\$20,000/Yr)	20,000	0	0
0	0	90,000	STREET SWEEPER RESERVE FUND (\$30,000/Yr)	120,000	0	0
0	0	66,300	BACKHOE RESERVE FUND (\$6,000/Yr)	72,300	0	0
19,490	0	2,000	4 WHEELER RESERVE FUND (\$2000/Yr)	4,000	0	0
0	0	20,000	LAWN MOWER RESERVE FUND (\$2,000/Yr)	2,000	0	0
0	0	31,000	DUMP TRUCK RESERVE FUND (\$8,000/Yr)	39,000	0	0
946	0	0	SHOP TOOLS	0	0	0
4,588	0	0	FIELD TOOLS	0	0	0
5,990	8,195	12,500	OTHER MISC. EQUIPMENT	12,600	0	0
56,423	8,195	307,448	TOTAL CAPITAL OUTLAY	269,900	0	0
56,423	8,195	307,448	TOTAL ORG./PROG. REQUIREMENTS	269,900	0	0
129,098	191,562	0	ENDING FUND BALANCE	0	0	0
0	0	0	UNAPPROPRIATED ENDING FUND BALANCE	0	0	0
185,521	199,757	307,448	TOTAL REQUIREMENTS	269,900	0	0

Water Fund Resources



WATER FUND (51): Resources

Resource Description	Actual FY 15-16	Actual FY 16-17	Adopted FY 17-18	Proposed FY 18-19	Approved FY 18-19	Adopted FY 18-19
BEGINNING FUND BALANCE	\$407,474	\$424,935	\$401,700	\$325,600	\$0	\$0
SERVICES REVENUE	\$564,296	\$574,954	\$573,000	\$582,000	\$0	\$0
INVESTMENT REVENUE	\$2,229	\$4,460	\$1,500	\$3,000	\$0	\$0
MISCELLANEOUS REVENUES	\$20,131	\$136,002	\$8,850	\$361,350	\$0	\$0

The Water fund is an enterprise fund. This type of fund operates on a fee for service basis in a manner similar to a private business. The intent of the governing body is that costs to provide water to the public, including system maintenance, are recovered through user charges.

Staff proposes a 1.5% increase to the water rates in FY 18-19. Minor increases in rates are typical to keep pace with the rising maintenance costs to the water system. It is critical to continue to save money through transfers to the Water Reserve fund for future capital projects.

The citizens of Harrisburg passed a bond in November of 2017 to improve the city's water and add new infrastructure. We will start this project soon after July 1, 2018. In order to fund the overall project closer to the project completion the Water Fund is going to execute an inter-fund loan from the Sewer Reserve Fund of \$350,000. This will cover the planning and startup phase of the project.

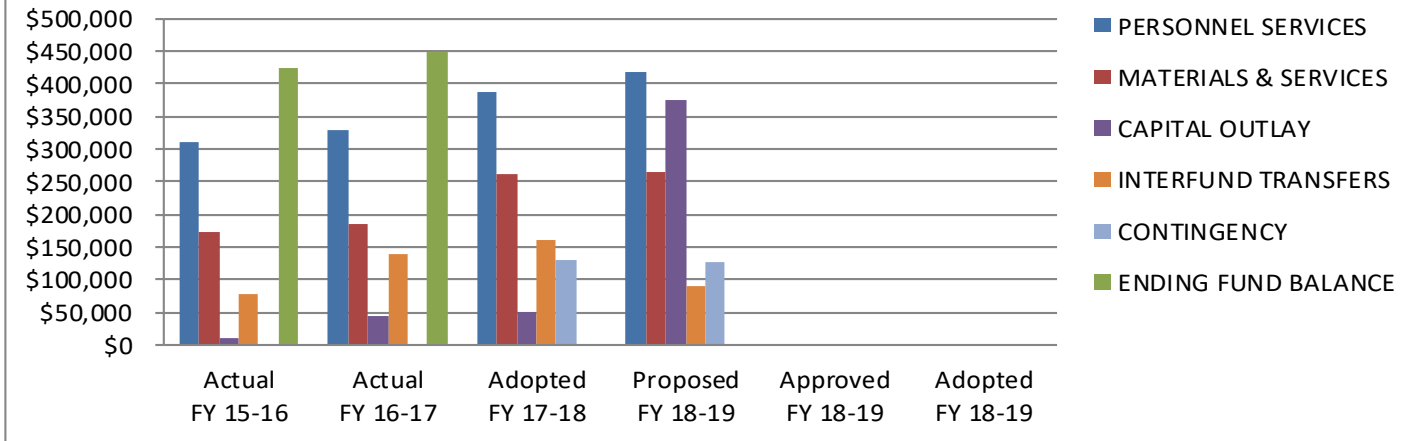
**CITY OF HARRISBURG
PROPOSED BUDGET: 2018-2019**

Water Fund (51)

WATER FUND (51): RESOURCES

2 yrs ago Actual 15-16	Prior year Actual 16-17	Current Budget 17-18	Line Item Description	Proposed Budget 18-19	Approved Budget 18-19	Adopted Budget 18-19
407,474	424,935	401,700	BEGINNING FUND BALANCE	325,600	0	0
<u>SERVICES REVENUE</u>						
2,894	8,839	3,000	NEW WATER CONNECTION CHARGES	3,000	0	0
561,402	566,115	570,000	WATER USE CHARGES	579,000	0	0
564,296	574,954	573,000	TOTAL SERVICES REVENUE	582,000	0	0
<u>INVESTMENT REVENUE</u>						
2,229	4,460	1,500	WATER FUND EARNED INTEREST	3,000	0	0
2,229	4,460	1,500	TOTAL INVESTMENT REVENUE	3,000	0	0
<u>MISCELLANEOUS REVENUE</u>						
13,020	15,960	7,500	WATER TAG FEE	10,000	0	0
1,770	1,740	1,000	TURN ON FEE	1,000	0	0
395	225	250	NSF CHECK FEE	250	0	0
4,946	30,077	100	MISCELLANEOUS INCOME	100	0	0
0	88,000	0	WATER TOWER PROPERTY SALE	0	0	0
0	0	0	LOAN FROM SEWER RESERVE FUND	350,000	0	0
20,131	136,002	8,850	TOTAL MISCELLANEOUS REVENUE	361,350	0	0
994,130	1,140,351	985,050	TOTAL RESOURCES	1,271,950	0	0

Water Fund Requirements



WATER FUND (51): Requirements

Requirement Description	Actual FY 15-16	Actual FY 16-17	Adopted FY 17-18	Proposed FY 18-19	Approved FY 18-19	Adopted FY 18-19
PERSONNEL SERVICES	\$309,554	\$327,539	\$385,725	\$418,121	\$0	\$0
MATERIALS & SERVICES	\$172,538	\$185,594	\$261,550	\$264,355	\$0	\$0
CAPITAL OUTLAY	\$11,339	\$43,983	\$48,500	\$373,500	\$0	\$0
INTERFUND TRANSFERS	\$77,500	\$138,000	\$161,000	\$88,750	\$0	\$0
CONTINGENCY	\$0	\$0	\$130,275	\$127,224	\$0	\$0
ENDING FUND BALANCE	\$424,935	\$447,168	\$0	\$0	\$0	\$0

Proposed expenditures in the Water fund are fairly consistent with prior years. Personnel Services and Materials and Services make up most of the expenses in the Water fund. The Water fund helps to support other City funds such as the Equipment, Office Equipment, and Street funds. Staff propose a \$50,000 transfer to the Water Reserve fund this year.

As mentioned before we will be starting the Water Improvement in FY 2018-2019. This project will be kickstarted with an inter-fund loan from the Sewer Reserve Fund. The exact schedule for the project is not finalized at this time.

**CITY OF HARRISBURG
PROPOSED BUDGET: 2018-2019**

Water Fund (51)

BY ORGANIZATIONAL UNIT OR PROGRAM & ACTIVITY

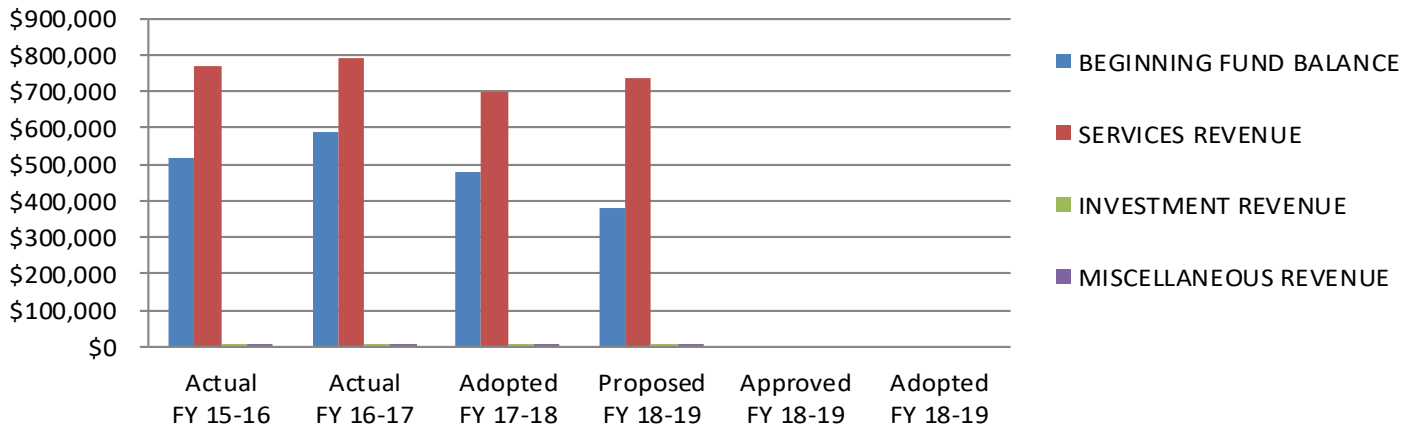
WATER FUND (51): REQUIREMENTS

2 yrs ago Actual 15-16	Prior year Actual 16-17	Current Budget 17-18	REQUIREMENTS FOR: PUBLIC WORKS	Proposed Budget 18-19	Approved Budget 18-19	Adopted Budget 18-19
<u>PERSONNEL SERVICES</u>						
168,337	174,544	210,747	WATER FUND WAGES	219,216	0	0
2,326	5,214	8,000	WATER FUND SEASONAL	8,000	0	0
1,960	2,030	2,000	WTR FD ON-CALL	2,000	0	0
4,295	5,130	6,450	WATER FUND OVERTIME	6,825	0	0
180	190	604	WTR FD UNEMPLOYMENT TAXES	635	0	0
13,735	14,498	17,697	WTR FD SOCIAL SECURITY TAXES	18,462	0	0
79,225	82,589	83,234	WTR FD MEDICAL INSURANCE	99,342	0	0
30,713	32,123	42,078	WTR FD PERS	46,464	0	0
967	961	1,024	WTR FD LIFE & DISABILITY INS	1,080	0	0
630	645	581	WTR FD COMP & LONGEVITY	2,713	0	0
120	117	142	WTR FD WORK COMP QUARTERLY	150	0	0
5,068	7,545	11,000	WATER WORK COMP PREMIUM	11,000	0	0
45	0	215	MEALS - TRAINING	228	0	0
903	903	903	CELLULAR PHONE	956	0	0
1,050	1,050	1,050	CLOTHING ALLOWANCE	1,050	0	0
309,554	327,539	385,725	TOTAL PERSONNEL SERVICES	418,121	0	0
3.0	4.0	4.0	Total Full-Time Equivalent (FTE)	4.0	4.0	4.0
<u>MATERIALS & SERVICES</u>						
<u>PROFESSIONAL SERVICES</u>						
4,660	5,500	5,800	WTR FD AUDIT ASSISTANCE	6,105	0	0
11,500	10,131	12,000	WTR FD INSURANCE	12,000	0	0
0	0	10,000	LEGAL EXPENSES	10,000	0	0
0	0	13,000	WATER RATE STUDY	13,000	0	0
1,869	1,250	5,000	CONTRACT SERVICES	5,000	0	0
18,029	16,881	45,800	TOTAL PROFESSIONAL SERVICES	46,105	0	0
<u>BUILDINGS & GROUNDS</u>						
8,316	12,022	12,000	BUILDING & GROUNDS MAINTENANCE	12,000	0	0
3,030	3,145	4,000	GENERATOR MAINTENANCE	4,000	0	0
63,683	69,918	75,000	WTR FD - PP&L	75,000	0	0
2,938	3,075	5,000	WTR FD NW NAT GAS	5,000	0	0
420	333	1,000	SECURITY SYSTEM CONTRACT	1,000	0	0
938	1,131	1,500	WTR FD SAFETY SUPPLIES	1,500	0	0
2,741	2,942	3,000	WTR FD TELEPHONE EXPENSES	3,200	0	0
493	509	700	INTERNET CHARGES	700	0	0
13,433	14,073	20,000	WTR FD CHEMICALS	20,000	0	0
1,989	3,488	2,000	CHLORINATOR MAINTENANCE	2,500	0	0
8,672	6,446	10,000	WTR FD LAB TESTING	10,000	0	0
29	17	500	EMPLOYEE RECRUITMENT	500	0	0
17,764	13,591	22,000	WATER SYSTEMS MAINTENANCE & REPAIRS	22,000	0	0
770	821	1,500	BACKFLOW TESTING	1,500	0	0
1,736	1,933	2,000	OHA PERMIT FEE	2,000	0	0
126,952	133,444	160,200	TOTAL BUILDINGS & GROUNDS	160,900	0	0

WATER FUND (51): REQUIREMENTS

2 yrs ago Actual 15-16	Prior year Actual 16-17	Current Budget 17-18	REQUIREMENTS FOR: PUBLIC WORKS	Proposed Budget 18-19	Approved Budget 18-19	Adopted Budget 18-19
<u>ENGINEERING</u>						
4,763	9,854	20,000	CITY ENGINEERING EXPENSES	20,000	0	0
4,763	9,854	20,000	TOTAL ENGINEERING	20,000	0	0
<u>MOTOR VEHICLE EXPENSES</u>						
4,525	4,704	9,000	WTR FD - GASOLINE	9,000	0	0
3,300	2,898	4,000	WTR FD - VEHICLE MAINTENANCE	4,000	0	0
7,825	7,602	13,000	TOTAL MOTOR VEHICLE EXPENSES	13,000	0	0
<u>OFFICE FUNCTIONS</u>						
3,113	1,371	2,500	WTR FD-OFFICE EQUIP CONTRACTS	2,000	0	0
905	845	1,500	WTR FD OFFICE MACHINE MAINTENANCE	1,000	0	0
4,580	4,781	4,800	WTR FD POSTAGE EXPENSES	6,500	0	0
206	1,000	1,000	WTR FD SOFTWARE MAINT & UPGRADE	1,000	0	0
2,097	3,936	3,500	WTR FD OFFICE SUPPLIES	3,500	0	0
0	1,744	2,500	BANK/SERVICE FEES	5,000	0	0
10,901	13,677	15,800	TOTAL OFFICE FUNCTIONS	19,000	0	0
<u>TRAINING EXPENSES</u>						
2,495	1,903	3,000	WTR FD-SCHOOL-PUBLIC WORKS	2,500	0	0
1,119	2,015	2,500	WTR FD ROOM & BOARD EXPENSES	1,600	0	0
0	158	250	WTR FD-TRAVEL	250	0	0
454	60	1,000	CDL CONSORTIUM	1,000	0	0
4,068	4,136	6,750	TOTAL TRAINING EXPENSES	5,350	0	0
172,538	185,594	261,550	TOTAL MATERIALS & SERVICES	264,355	0	0
<u>CAPITAL OUTLAY</u>						
11,339	19,983	20,000	SENSUS METER UPGRADES	20,000	0	0
0	0	3,500	HYDRANT UPGRADES	3,500	0	0
0	24,000	25,000	WTR FD CONST PROJECT	350,000	0	0
11,339	43,983	48,500	TOTAL CAPITAL OUTLAY	373,500	0	0
493,431	557,116	695,775	TOTAL ORG./PROG. REQUIREMENTS	1,055,976	0	0
<i>NOT ALLOCATED TO AN ORGANIZATIONAL UNIT OR PROGRAM</i>						
<u>INTERFUND TRANSFERS</u>						
18,000	18,000	28,500	TRANSFER TO EQUIP FUND	18,750	0	0
8,000	10,000	12,500	TRANSFER TO OFFICE EQUIPMENT FUND	10,000	0	0
1,500	10,000	10,000	TRANSFER TO STREET FUND	10,000	0	0
50,000	100,000	110,000	TRANSFER TO WATER RESERVE FUND	50,000	0	0
77,500	138,000	161,000	TOTAL INTERFUND TRANSFERS	88,750	0	0
0	0	130,275	CONTINGENCY	127,224	0	0
77,500	138,000	291,275	TOTAL REQUIREMENTS NOT ALLOCATED	215,974	0	0
424,935	447,168	0	ENDING FUND BALANCE	0	0	0
0	0	0	UNAPPROPRIATED FUND BALANCE	0	0	0
995,866	1,142,284	987,050	TOTAL REQUIREMENTS	1,271,950	0	0

Sewer Fund Resources



SEWER FUND (52): Resources

Resource Description	Actual FY 15-16	Actual FY 16-17	Adopted FY 17-18	Proposed FY 18-19	Approved FY 18-19	Adopted FY 18-19
BEGINNING FUND BALANCE	\$518,600	\$588,857	\$478,000	\$378,300	\$0	\$0
SERVICES REVENUE	\$770,474	\$792,571	\$700,450	\$735,450	\$0	\$0
INVESTMENT REVENUE	\$3,747	\$6,870	\$2,500	\$6,000	\$0	\$0
MISCELLANEOUS REVENUE	\$9,170	\$6,922	\$7,096	\$6,436	\$0	\$0

The Sewer fund is an enterprise fund, meaning the funds operate as a fee for service similar to a private business. The intent of the governing body is that costs to provide the sewer service to the public, including system maintenance, are recovered through user charges. The beginning fund balance is down considerably from the last few years. This is largely the result of sewer system improvements that have reduced the amount of flow into the system.

Staff recommend a 1.5% rate increase to the sewer rate for FY 18-19. Minor increases such as this are typical to keep pace with the rising maintenance costs to the sewer system. The Sewer fund is continuing to trend in the right direction and it is critical to continue to save money through transfers to the Sewer Reserve fund for future capital projects.

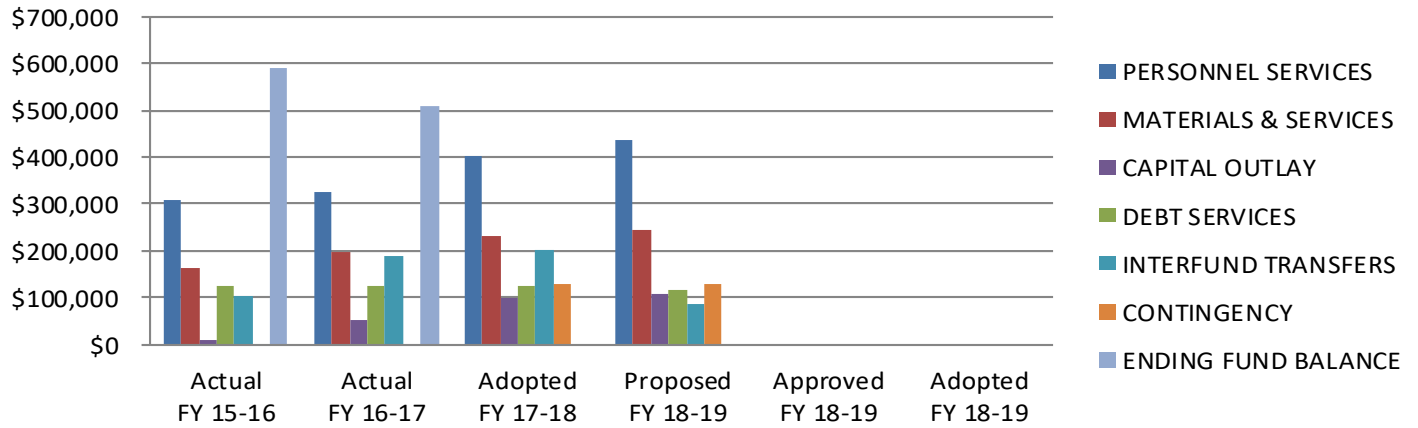
**CITY OF HARRISBURG
PROPOSED BUDGET: 2018-2019**

Sewer Fund (52)

SEWER FUND (52): RESOURCES

2 yrs ago Actual 15-16	Prior year Actual 16-17	Current Budget 17-18	Line Item Description	Proposed Budget 18-19	Approved Budget 18-19	Adopted Budget 18-19
518,600	588,857	478,000	BEGINNING FUND BALANCE	378,300	0	0
<u>SERVICES REVENUE</u>						
1,225	1,450	450	NEW SEWER CONNECTION CHARGES	450	0	0
769,249	791,121	700,000	SEWER USE CHARGES	735,000	0	0
770,474	792,571	700,450	TOTAL SERVICES REVENUE	735,450	0	0
<u>INVESTMENT INCOME</u>						
3,747	6,870	2,500	SEWER FUND EARNED INTEREST	6,000	0	0
3,747	6,870	2,500	TOTAL INVESTMENT INCOME	6,000	0	0
<u>MISCELLANEOUS REVENUE</u>						
6,996	6,336	6,996	FARMER LEASE PEORIA ROAD	6,336	0	0
2,174	586	100	SEWER FUND MISC INCOME	100	0	0
9,170	6,922	7,096	TOTAL MISCELLANEOUS REVENUE	6,436	0	0
1,301,991	1,395,220	1,188,046	TOTAL RESOURCES	1,126,186	0	0

Sewer Fund Requirements



SEWER FUND (52): Requirements

Requirement Description	Actual FY 15-16	Actual FY 16-17	Adopted FY 17-18	Proposed FY 18-19	Approved FY 18-19	Adopted FY 18-19
PERSONNEL SERVICES	\$310,125	\$326,261	\$401,725	\$434,121	\$0	\$0
MATERIALS & SERVICES	\$164,015	\$197,884	\$231,800	\$244,905	\$0	\$0
CAPITAL OUTLAY	\$11,339	\$50,448	\$100,000	\$110,000	\$0	\$0
DEBT SERVICES	\$125,155	\$125,155	\$125,156	\$118,002	\$0	\$0
INTERFUND TRANSFERS	\$102,500	\$188,000	\$201,000	\$88,750	\$0	\$0
CONTINGENCY	\$0	\$0	\$128,365	\$130,408	\$0	\$0
ENDING FUND BALANCE	\$588,857	\$507,472	\$0	\$0	\$0	\$0

Proposed expenditures in the Sewer fund are fairly consistent with prior years. Personnel Services are up more than normal. This is due to the personnel cost adjustments we made to the Street, Water and Sewer funds. The fund is able to support a \$50,000 transfer to the Sewer Reserve Fund. The reduction is largely due to the sewer system improvement mentioned with regards to our revenues.

The Sewer fund also pays for revenue bond debt that was acquired when the sewer plant was expanded in 2005. This debt was refinanced in FY 17-18 and has resulted in a savings of \$7,154 this fiscal year.

**CITY OF HARRISBURG
PROPOSED BUDGET: 2018-2019**

Sewer Fund (52)

BY ORGANIZATIONAL UNIT OR PROGRAM & ACTIVITY

SEWER FUND (52): REQUIREMENTS

2 yrs ago Actual 15-16	Prior year Actual 16-17	Current Budget 17-18	REQUIREMENTS FOR: PUBLIC WORKS	Proposed Budget 18-19	Approved Budget 18-19	Adopted Budget 18-19
------------------------------	-------------------------------	----------------------------	-----------------------------------	-----------------------------	-----------------------------	----------------------------

PERSONNEL SERVICES

168,337	174,544	210,747	SEWER FUND WAGES	219,216	0	0
2,326	5,213	24,000	SEWER FUND SEASONAL	24,000	0	0
1,960	2,030	2,000	SEWER FUND ON-CALL	2,000	0	0
4,295	5,130	6,450	SEWER FUND OVERTIME	6,825	0	0
179	189	604	SWR FD UNEMPLOYMENT TAXES	635	0	0
13,735	14,498	17,697	SEWER FUND SOCIAL SECURITY	18,462	0	0
79,224	82,586	83,234	SWR FD MEDICAL INSURANCE	99,342	0	0
30,713	32,122	42,078	SEWER FUND PERS	46,464	0	0
967	961	1,024	SWR FD LIFE & DISABILITY	1,080	0	0
630	645	581	SWR FD COMP & LONGEVITY	2,713	0	0
120	117	142	SWR FD WORK COMP QUARTERLY	150	0	0
5,641	6,273	11,000	SEWER FUND WORK COMP PREMIUM	11,000	0	0
45	0	215	MEALS - TRAINING	228	0	0
903	903	903	CELLULAR PHONE	956	0	0
1,050	1,050	1,050	CLOTHING ALLOWANCE	1,050	0	0
310,125	326,261	401,725	TOTAL PERSONNEL SERVICES	434,121	0	0
3.0	4.0	4.0	Total Full-Time Equivalent (FTE)	4.0	4.0	4.0

MATERIALS & SERVICES

PROFESSIONAL SERVICES

4,660	5,500	5,800	AUDIT	6,105	0	0
11,750	10,131	12,000	SWR FD INSURANCE EXPENSES	12,000	0	0
0	0	13,000	SEWER RATE STUDY	13,000	0	0
1,869	1,250	5,000	CONTRACT SERVICES	5,000	0	0
18,279	16,881	35,800	TOTAL PROFESSIONAL SERVICES	36,105	0	0

BUILDINGS & GROUNDS

4,561	6,992	10,000	BUILDING & GROUNDS MAINTENANCE	10,000	0	0
3,279	2,673	4,000	STANDBY GENERATOR MAINTENANCE	4,000	0	0
18,827	23,280	25,000	SWR FD PP&L	25,000	0	0
0	0	0	SWR FD NW NATURAL GAS	1,000	0	0
420	333	1,000	SWR FD SECURITY CONTRACT	1,000	0	0
829	1,092	1,500	SWR FD SAFETY SUPPLIES	1,500	0	0
4,460	4,428	4,500	SWR FD TELEPHONE	5,000	0	0
493	509	700	INTERNET EXPENSES	700	0	0
56,650	59,678	65,000	SWR FD CHEMICALS	65,000	0	0
2,910	5,990	3,000	CHLORINATOR MAINTENANCE	3,500	0	0
8,400	5,890	12,000	SWR FD LAB TESTING	12,000	0	0
120	0	0	SWR FD MISCELLANEOUS EXPENSES	0	0	0
29	17	500	EMPLOYEE RECRUITMENT	500	0	0
12,762	28,490	18,000	SEWER SYSTEMS MAINTENANCE & REPAIRS	22,000	0	0
1,736	1,933	2,000	DEQ PERMIT FEE	2,000	0	0
1,732	0	0	LAGOON ROCK	0	0	0
126	0	250	EMPLOYEE VACCINATIONS	250	0	0
4,467	8,901	8,000	LIFT STATION MAINTENANCE	8,000	0	0
121,801	150,206	155,450	TOTAL BUILDINGS & GROUNDS	161,450	0	0

SEWER FUND (52): REQUIREMENTS

2 yrs ago Actual 15-16	Prior year Actual 16-17	Current Budget 17-18	REQUIREMENTS FOR: PUBLIC WORKS	Proposed Budget 18-19	Approved Budget 18-19	Approved Budget 18-19
------------------------------	-------------------------------	----------------------------	-----------------------------------	-----------------------------	-----------------------------	-----------------------------

ENGINEERING

524	4,189	5,000	ENGINEERING SEWER FD/CITY	10,000	0	0
524	4,189	5,000	TOTAL ENGINEERING	10,000	0	0

MOTOR VEHICLE EXPENSES

4,525	4,716	9,000	SWR FD VEHICLE GASOLINE	9,000	0	0
3,300	2,898	4,000	SWR FD VEHICLE MAINTENANCE	4,000	0	0
7,825	7,614	13,000	TOTAL MOTOR VEHICLE EXPENSES	13,000	0	0

OFFICE FUNCTIONS

3,113	1,371	2,500	SWR FD OFFICE MACHINE CONTRACT	2,000	0	0
905	845	1,500	SWR FD MACHINE MAINTENANCE	1,000	0	0
4,757	4,782	4,800	SWR FD POSTAGE	6,500	0	0
206	1,000	1,000	SWR FD SOFTWARE MAINT/UPGRADE	1,000	0	0
1,900	3,827	3,500	SWR FD OFFICE SUPPLIES	3,500	0	0
0	1,864	2,500	BANK/SERVICE FEES	5,000	0	0
10,881	13,689	15,800	TOTAL OFFICE FUNCTIONS	19,000	0	0

TRAINING EXPENSES

3,132	3,072	3,000	SWR FD SCHOOL-PUBLIC WORKS	2,500	0	0
1,119	2,015	2,500	SWR FD ROOM & BOARD	1,600	0	0
0	158	250	SWR FD TRAVEL	250	0	0
454	60	1,000	CDL CONSORTIUM	1,000	0	0
4,705	5,305	6,750	TOTAL TRAINING EXPENSES	5,350	0	0

164,015	197,884	231,800	TOTAL MATERIALS & SERVICES	244,905	0	0
----------------	----------------	----------------	---------------------------------------	----------------	----------	----------

CAPITAL OUTLAY

0	0	15,000	I/I INSPECTION & REPAIRS	15,000	0	0
0	30,654	25,000	SWR FD MISC EQUIP/PROJECTS	25,000	0	0
11,339	19,794	20,000	SENSUS METER UPGRADES	20,000	0	0
0	0	0	SWR FD SERVICE CONNECTIONS	0	0	0
0	0	40,000	LIFT STATION RESERVE (\$10,000 PER YEAR)	50,000	0	0
11,339	50,448	100,000	TOTAL CAPITAL OUTLAY	110,000	0	0

485,479	574,593	733,525	TOTAL ORG./PROG. REQUIREMENTS	789,026	0	0
----------------	----------------	----------------	--------------------------------------	----------------	----------	----------

NOT ALLOCATED TO AN ORGANIZATIONAL UNIT OR PROGRAM

DEBT SERVICES

35,756	37,231	38,767	SWR REV BOND PRINCIPAL PAYMENT	40,001	0	0
89,399	87,924	86,389	SWR REV BOND INTEREST PAYMENT	78,001	0	0
125,155	125,155	125,156	TOTAL DEBT SERVICES	118,002	0	0

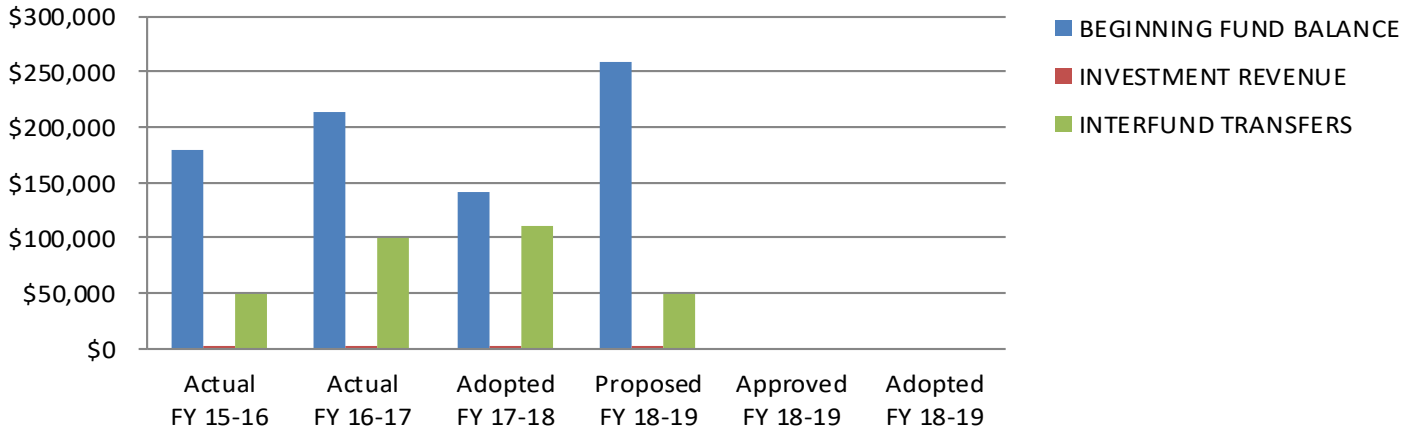
INTERFUND TRANSFERS

18,000	18,000	28,500	TRANSFER TO EQUIPMENT FD	18,750	0	0
8,000	10,000	12,500	TRANSFER TO OFFICE EQUIP FD	10,000	0	0
1,500	10,000	10,000	TRANSFER TO STREET FUND	10,000	0	0
75,000	150,000	150,000	TRANSFER TO SWR SYST RESERVE	50,000	0	0
102,500	188,000	201,000	TOTAL INTERFUND TRANSFERS	88,750	0	0

SEWER FUND (52): REQUIREMENTS

2 yrs ago Actual 15-16	Prior year Actual 16-17	Current Budget 17-18	REQUIREMENTS FOR: PUBLIC WORKS	Proposed Budget 18-19	Approved Budget 18-19	Adopted Budget 18-19
0	0	128,365	CONTINGENCY	130,408	0	0
227,655	313,155	454,521	TOTAL REQUIREMENTS NOT ALLOCATED	337,160	0	0
588,857	507,472	0	ENDING FUND BALANCE	0	0	0
0	0	0	UNAPPROPRIATED FUND BALANCE	0	0	0
1,301,991	1,395,220	1,188,046	TOTAL REQUIREMENTS	1,126,186	0	0

Water Reserve Fund Resources

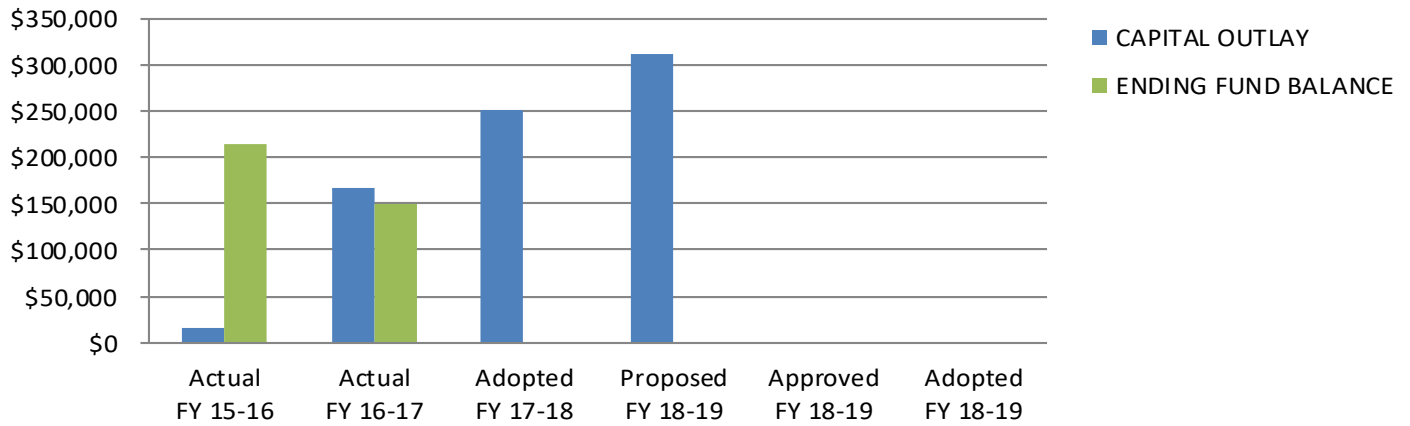


WATER RESERVE FUND (55): Resources

Resource Description	Actual FY 15-16	Actual FY 16-17	Adopted FY 17-18	Proposed FY 18-19	Approved FY 18-19	Adopted FY 18-19
BEGINNING FUND BALANCE	\$179,183	\$214,311	\$141,000	\$259,200	\$0	\$0
INVESTMENT REVENUE	\$1,142	\$2,100	\$500	\$2,500	\$0	\$0
INTERFUND TRANSFERS	\$50,000	\$100,000	\$110,000	\$50,000	\$0	\$0

The Water Reserve Fund is designated for major purchases and projects for the city’s water system. Transfers from the Water Fund are the primary source of revenue for this fund. The goal each year is to transfer as much revenue to this fund as possible without jeopardizing the health of the Water Fund. The proposed transfer this year is \$50,000.

Water Reserve Fund Requirements



WATER RESERVE FUND (55): Requirements

Requirement Description	Actual FY 15-16	Actual FY 16-17	Adopted FY 17-18	Proposed FY 18-19	Approved FY 18-19	Adopted FY 18-19
CAPITAL OUTLAY	\$16,014	\$166,724	\$251,500	\$311,700	\$0	\$0
ENDING FUND BALANCE	\$214,311	\$149,687	\$0	\$0	\$0	\$0

The city's goal with this fund is to build up the capital outlay to pay for future water projects. Most major water projects will require the assistance of additional funding, such as a bond or low interest loan. The current water master plan requires the oversizing of water main line facilities to provide adequate infrastructure within the city. Staff have identified areas of vital importance to a resilient water infrastructure that need to be investigated and added to the Capital Improvement Plan (CIP). We are in the process of evaluating the CIP methodology.

**CITY OF HARRISBURG
PROPOSED BUDGET: 2018-2019**

Water Reserve Fund (55)

WATER RESERVE FUND (55): RESOURCES

2 yrs ago Actual 15-16	Prior year Actual 16-17	Current Budget 17-18	Line Item Description	Proposed Budget 18-19	Approved Budget 18-19	Adopted Budget 18-19
179,183	214,311	141,000	BEGINNING FUND BALANCE	259,200	0	0

INVESTMENT REVENUE

1,142	2,100	500	EARNED INTEREST	2,500	0	0
1,142	2,100	500	TOTAL INVESTMENT REVENUE	2,500	0	0

INTERFUND TRANSFERS

50,000	100,000	110,000	TRANSFER FROM WATER FUND	50,000	0	0
50,000	100,000	110,000	TOTAL INTERFUND TRANSFERS	50,000	0	0

230,325	316,411	251,500	TOTAL RESOURCES	311,700	0	0
----------------	----------------	----------------	------------------------	----------------	----------	----------

BY ORGANIZATIONAL UNIT OR PROGRAM & ACTIVITY

WATER RESERVE FUND (55): REQUIREMENTS

2 yrs ago Actual 15-16	Prior year Actual 16-17	Current Budget 17-18	REQUIREMENTS FOR: PUBLIC WORKS	Proposed Budget 18-19	Approved Budget 18-19	Adopted Budget 18-19
------------------------------	-------------------------------	----------------------------	-----------------------------------	-----------------------------	-----------------------------	----------------------------

CAPITAL OUTLAY

0	0	50,000	WELLS/PUMPS RESERVE (\$3,000/Yr)	53,000	0	0
16,014	166,724	201,500	WATER RESERVE CAPITAL PROJECTS	258,700	0	0
16,014	166,724	251,500	TOTAL CAPITAL OUTLAY	311,700	0	0

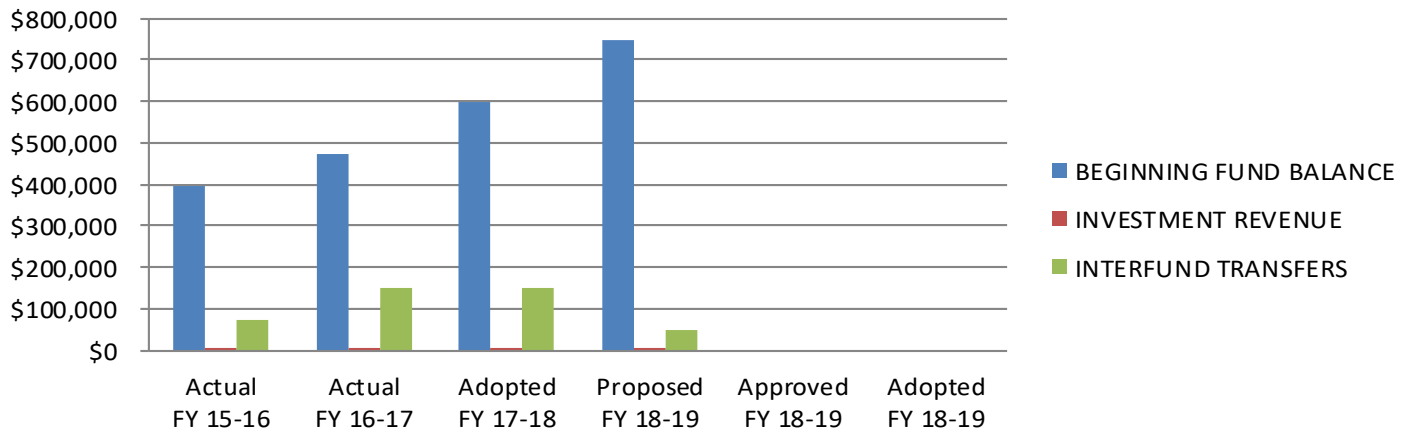
16,014	166,724	251,500	TOTAL ORG./PROG. REQUIREMENTS	311,700	0	0
---------------	----------------	----------------	--------------------------------------	----------------	----------	----------

214,311	149,687	0	ENDING FUND BALANCE	0	0	0
----------------	----------------	----------	----------------------------	----------	----------	----------

0	0	0	UNAPPROPRIATED ENDING FUND BALANCE	0	0	0
----------	----------	----------	---	----------	----------	----------

230,325	316,411	251,500	TOTAL REQUIREMENTS	311,700	0	0
----------------	----------------	----------------	---------------------------	----------------	----------	----------

Sewer Reserve Fund Resources

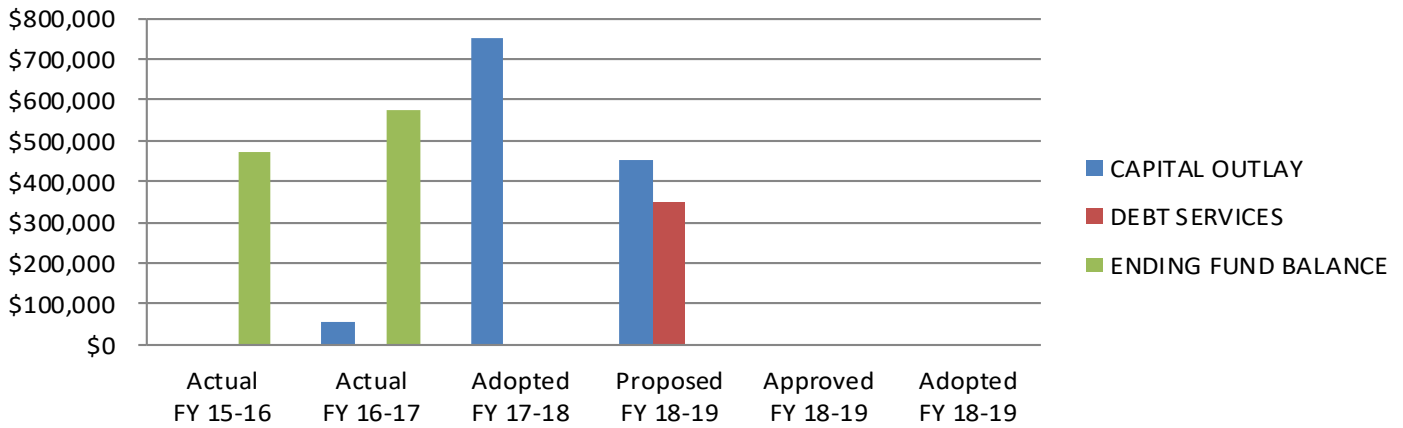


SEWER RESERVE FUND (56): Resources

Resource Description	Actual FY 15-16	Actual FY 16-17	Adopted FY 17-18	Proposed FY 18-19	Approved FY 18-19	Adopted FY 18-19
BEGINNING FUND BALANCE	\$395,543	\$473,048	\$598,000	\$748,000	\$0	\$0
INVESTMENT REVENUE	\$2,505	\$5,527	\$1,500	\$5,000	\$0	\$0
INTERFUND TRANSFERS	\$75,000	\$150,000	\$150,000	\$50,000	\$0	\$0

The Sewer Reserve fund accumulates revenue from year to year for major purchases, projects, and services. Transfers from the Sewer fund are the primary source of revenue. The goal each year is to transfer as much revenue to this fund as possible without jeopardizing the health of the Sewer fund. The proposed transfer this year is \$50,000.

Sewer Reserve Fund Requirements



SEWER RESERVE FUND (56): Requirements

Requirement Description	Actual FY 15-16	Actual FY 16-17	Adopted FY 17-18	Proposed FY 18-19	Approved FY 18-19	Adopted FY 18-19
CAPITAL OUTLAY	\$0	\$54,368	\$749,500	\$453,000	\$0	\$0
DEBT SERVICES	\$0	\$0	\$0	\$350,000	\$0	\$0
ENDING FUND BALANCE	\$473,048	\$574,207	\$0	\$0	\$0	\$0

The City’s goal with this fund is to build up the capital outlay to pay for future sewer projects. Most major projects will require additional funding such as a bond or low interest loans. You’ll notice the Debt Services expense line has been increased from zero to \$350,000. This is the inter-fund loan to the Water Fund to allow the City to start the Water Improvement Project without using interim financing. This will result in a saving to the Water Fund.

One identified sewer project that will be paid out of this fund is the LaSalle Street lift station project. The project would consist of constructing a multiple pump lift station, building, and 800 ft. of new pressurized discharge sewer line on LaSalle Street to connect to 2nd Street. Approximately 1,200 ft. of sewer line on 2nd Street would be upgraded and upsized to handle the increased flow. This lift station is intended to capture sewer flows from the south and southeast areas of the City and reroute them to 2nd Street. This is to prevent the unnecessary replacement of pipes in northern areas of the City that currently convey the southern wastewater flows and create system redundancy. Once added to the city’s Capital Improvement Plan, the new lift station and oversized piping would be SDC eligible.

Currently we are in year one of four for the Sewer Plant Poplar Plantation Construction.

**CITY OF HARRISBURG
PROPOSED BUDGET: 2018-2019**

Sewer Reserve Fund (56)

SEWER RESERVE FUND (56): RESOURCES

2 yrs ago Actual 15-16	Prior year Actual 16-17	Current Budget 17-18	Line Item Description	Proposed Budget 18-19	Approved Budget 18-19	Adopted Budget 18-19
395,543	473,048	598,000	BEGINNING FUND BALANCE	748,000	0	0

INVESTMENT REVENUE

2,505	5,527	1,500	EARNED INTEREST	5,000	0	0
2,505	5,527	1,500	TOTAL INVESTMENT REVENUE	5,000	0	0

INTERFUND TRANSFERS

75,000	150,000	150,000	TRANSFER FROM SEWER FUND	50,000	0	0
75,000	150,000	150,000	TOTAL INTERFUND TRANSFERS	50,000	0	0

473,048	628,575	749,500	TOTAL RESOURCES	803,000	0	0
----------------	----------------	----------------	------------------------	----------------	----------	----------

BY ORGANIZATIONAL UNIT OR PROGRAM & ACTIVITY

SEWER RESERVE FUND (56): REQUIREMENTS

2 yrs ago Actual 15-16	Prior year Actual 16-17	Current Budget 17-18	REQUIREMENTS FOR: PUBLIC WORKS	Proposed Budget 18-19	Approved Budget 18-19	Adopted Budget 18-19
------------------------------	-------------------------------	----------------------------	-----------------------------------	-----------------------------	-----------------------------	----------------------------

CAPITAL OUTLAY

0	54,368	749,500	WW CONSTRUCTION RESERVE	453,000	0	0
0	54,368	749,500	TOTAL CAPITAL OUTLAY	453,000	0	0

0	0	749,500	TOTAL ORG./PROG. REQUIREMENTS	453,000	0	0
----------	----------	----------------	--------------------------------------	----------------	----------	----------

DEBT SERVICES

0	0	0	LOAN TO WATER FUND	350,000	0	0
0	0	0	TOTAL DEBT SERVICES	350,000	0	0

0	0	0	TOTAL REQUIREMENTS NOT ALLOCATED	350,000	0	0
----------	----------	----------	---	----------------	----------	----------

473,048	574,207	0	ENDING FUND BALANCE	0	0	0
----------------	----------------	----------	----------------------------	----------	----------	----------

0	0	0	UNAPPROPRIATED ENDING FUND BALANCE	0	0	0
----------	----------	----------	---	----------	----------	----------

473,048	574,207	749,500	TOTAL REQUIREMENTS	803,000	0	0
----------------	----------------	----------------	---------------------------	----------------	----------	----------

The City of Harrisburg has elected to collect System Development Charges (SDC) as allowed by State Law. SDCs provide a way for residents and businesses that are locating in Harrisburg to help pay for the infrastructure costs that result from their growth. The amount of money collected is directly related to the identified projects from the City's Capital Improvement Plan and anticipated costs for those projects. Some of the projects will cost millions of dollars, which means the SDC funds can grow quite large. These funds can only be used for infrastructure improvements related to growth, and cannot be used for maintenance. State law requires that any SDC revenue collected after July 1, 1991 be segregated into separate accounts, based upon the funds that were collected (Transportation, Parks, Storm, Water, or Sewer).

Proposed revenue into each SDC fund is based on a conservative projection of three new single family dwelling units being constructed in Harrisburg during the fiscal year.

**CITY OF HARRISBURG
PROPOSED BUDGET: 2018-2019**

Transportation Systems Development Reserve Fund (60)

TRANSPORTATION SYSTEMS DEVELOPMENT RESERVE FUND (60): RESOURCES

2 yrs ago Actual 15-16	Prior year Actual 16-17	Current Budget 17-18	Line Item Description	Proposed Budget 18-19	Approved Budget 18-19	Adopted Budget 18-19
579,124	637,285	656,000	BEGINNING FUND BALANCE	486,700	0	0

TRANSPORTATION SDC ASSESSMENTS

440	386	351	TRANSPORTATION ADMINISTRATIVE FEES	351	0	0
54,526	18,068	8,784	TRANSPORTATION IMPROVEMENT FEES	8,784	0	0
54,966	18,454	9,135	TOTAL TRANSPORTATION SDC ASSESSMENTS	9,135	0	0

TRANSPORTATION SDC INTEREST

3,195	6,560	2,300	INTEREST-TRANSPORTATION SDC (23%)	5,500	0	0
3,195	6,560	2,300	TOTAL TRANSPORTATION SDC INTEREST	5,500	0	0

637,285	662,299	667,435	TOTAL RESOURCES	501,335	0	0
----------------	----------------	----------------	------------------------	----------------	----------	----------

Transportation Systems Development Reserve Fund (60)

BY ORGANIZATIONAL UNIT OR PROGRAM & ACTIVITY

TRANSPORTATION SYSTEMS DEVELOPMENT RESERVE FUND (60): REQUIREMENTS

2 yrs ago Actual 15-16	Prior year Actual 16-17	Current Budget 17-18	REQUIREMENTS FOR: PUBLIC WORKS	Proposed Budget 18-19	Approved Budget 18-19	Adopted Budget 18-19
------------------------------	-------------------------------	----------------------------	-----------------------------------	-----------------------------	-----------------------------	----------------------------

TRANSPORTATION SDC CAPITAL OUTLAY

0	0	667,435	TRANSPORTATION CAPITAL IMPROVEMENTS	501,335	0	0
0	0	667,435	TOTAL TRANSPORTATION SDC CAPITAL OUTLAY	501,335	0	0

0	0	667,435	TOTAL ORG./PROG. REQUIREMENTS	501,335	0	0
----------	----------	----------------	--------------------------------------	----------------	----------	----------

637,285	662,299	0	ENDING FUND BALANCE	0	0	0
---------	---------	---	---------------------	---	---	---

0	0	0	UNAPPROPRIATED ENDING FUND BALANCE	0	0	0
---	---	---	------------------------------------	---	---	---

637,285	662,299	667,435	TOTAL REQUIREMENTS	501,335	0	0
----------------	----------------	----------------	---------------------------	----------------	----------	----------

**CITY OF HARRISBURG
PROPOSED BUDGET: 2018-2019**

Parks Systems Development Reserve Fund (61)

PARKS SYSTEMS DEVELOPMENT RESERVE FUND (61): RESOURCES

2 yrs ago Actual 15-16	Prior year Actual 16-17	Current Budget 17-18	Line Item Description	Proposed Budget 18-19	Approved Budget 18-19	Adopted Budget 18-19
224,425	229,312	232,000	BEGINNING FUND BALANCE	242,300	0	0
<u>PARKS SDC ASSESSMENTS</u>						
144	216	216	PARKS ADMINISTRATIVE FEES	216	0	0
3,456	5,184	5,184	PARKS IMPROVEMENT FEES	5,184	0	0
3,600	5,400	5,400	TOTAL PARKS SDC ASSESSMENTS	5,400	0	0
<u>PARKS SDC INTEREST</u>						
1,287	2,341	750	INTEREST-PARKS SDC (14%)	2,100	0	0
1,287	2,341	750	TOTAL PARKS SDC INTEREST	2,100	0	0
229,312	237,053	238,150	TOTAL RESOURCES	249,800	0	0

Parks Systems Development Reserve Fund (61)

BY ORGANIZATIONAL UNIT OR PROGRAM & ACTIVITY

PARKS SYSTEMS DEVELOPMENT RESERVE FUND (61): REQUIREMENTS

2 yrs ago Actual 15-16	Prior year Actual 16-17	Current Budget 17-18	REQUIREMENTS FOR: PUBLIC WORKS	Proposed Budget 18-19	Approved Budget 18-19	Adopted Budget 18-19
<u>PARKS SDC CAPITAL OUTLAY</u>						
0	0	47,234	PARKS CAPITAL IMPROVEMENTS	58,884	0	0
0	0	52,000	MORSE BROTHERS PARK	52,000	0	0
0	0	99,234	TOTAL PARKS SDC CAPITAL OUTLAY	110,884	0	0
0	0	99,234	TOTAL ORG./PROG. REQUIREMENTS	110,884	0	0
229,312	237,053	0	ENDING FUND BALANCE	0	0	0
0	0	138,916	UNAPPROPRIATED ENDING FUND BALANCE	138,916	0	0
229,312	237,053	238,150	TOTAL REQUIREMENTS	249,800	0	0

**CITY OF HARRISBURG
PROPOSED BUDGET: 2018-2019**

Storm Systems Development Reserve Fund (62)

STORM SYSTEMS DEVELOPMENT RESERVE FUND (62): RESOURCES

2 yrs ago Actual 15-16	Prior year Actual 16-17	Current Budget 17-18	Line Item Description	Proposed Budget 18-19	Approved Budget 18-19	Adopted Budget 18-19
87,957	59,771	174,500	BEGINNING FUND BALANCE	70,900	0	0
<u>STORM SDC ASSESSMENTS</u>						
436	135	51	STORM DRAIN ADMINISTRATIVE FEES	51	0	0
4,587	2,277	531	STORM DRAIN IMPROVEMENT FEES	531	0	0
6,641	3,295	768	STORM DRAIN REIMBURSEMENT FEES	768	0	0
11,664	5,707	1,350	TOTAL STORM SDC ASSESSMENTS	1,350	0	0
<u>STORM SDC INTEREST</u>						
317	651	250	INTEREST-STORM DRAIN SDC (4%)	550	0	0
317	651	250	TOTAL STORM SDC INTEREST	550	0	0
99,938	66,129	176,100	TOTAL RESOURCES	72,800	0	0

Storm Systems Development Reserve Fund (62)

BY ORGANIZATIONAL UNIT OR PROGRAM & ACTIVITY

STORM SYSTEMS DEVELOPMENT RESERVE FUND (62): REQUIREMENTS

2 yrs ago Actual 15-16	Prior year Actual 16-17	Current Budget 17-18	REQUIREMENTS FOR: PUBLIC WORKS	Proposed Budget 18-19	Approved Budget 18-19	Adopted Budget 18-19
40,167	0	176,100	STORM DRAIN CAPITAL IMPROVEMENTS	72,800	0	0
40,167	0	176,100	TOTAL STORM DRAIN SDC CAPITAL OUTLAY	72,800	0	0
40,167	0	176,100	TOTAL ORG./PROG. REQUIREMENTS	72,800	0	0
59,771	66,129	0	ENDING FUND BALANCE	0	0	0
0	0	0	UNAPPROPRIATED ENDING FUND BALANCE	0	0	0
99,938	66,129	176,100	TOTAL REQUIREMENTS	72,800	0	0

**CITY OF HARRISBURG
PROPOSED BUDGET: 2018-2019**

Water Systems Development Reserve Fund (63)

WATER SYSTEMS DEVELOPMENT RESERVE FUND (63): RESOURCES

2 yrs ago Actual 15-16	Prior year Actual 16-17	Current Budget 17-18	Line Item Description	Proposed Budget 18-19	Approved Budget 18-19	Adopted Budget 18-19
146,085	163,826	174,500	BEGINNING FUND BALANCE	199,700	0	0
<u>WATER SDC ASSESSMENTS</u>						
649	648	486	486 WATER ADMINISTRATIVE FEES	486	0	0
13,440	13,522	10,080	10,080 WATER IMPROVEMENT FEES	10,080	0	0
2,800	2,800	2,100	2,100 WATER REIMBURSEMENT FEES	2,100	0	0
16,889	16,970	12,666	TOTAL WATER SDC ASSESSMENTS	12,666	0	0
<u>WATER SDC INTEREST</u>						
852	1,761	750	750 INTEREST-WATER SDC (32%)	1,600	0	0
852	1,761	750	TOTAL WATER SDC INTEREST	1,600	0	0
163,826	182,557	187,916	TOTAL RESOURCES	213,966	0	0

Water Systems Development Reserve Fund (63)

BY ORGANIZATIONAL UNIT OR PROGRAM & ACTIVITY

WATER SYSTEMS DEVELOPMENT RESERVE FUND (63): REQUIREMENTS

2 yrs ago Actual 15-16	Prior year Actual 16-17	Current Budget 17-18	REQUIREMENTS FOR: PUBLIC WORKS	Proposed Budget 18-19	Approved Budget 18-19	Adopted Budget 18-19
0	0	187,916	187,916 WATER CAPITAL IMPROVEMENTS	213,966	0	0
0	0	187,916	TOTAL WATER SDC CAPITAL OUTLAY	213,966	0	0
0	0	187,916	TOTAL ORG./PROG. REQUIREMENTS	213,966	0	0
163,826	182,557	0	ENDING FUND BALANCE	0	0	0
0	0	0	UNAPPROPRIATED ENDING FUND BALANCE	0	0	0
163,826	182,557	187,916	TOTAL REQUIREMENTS	213,966	0	0

**CITY OF HARRISBURG
PROPOSED BUDGET: 2018-2019**

Sewer Systems Development Reserve Fund (64)

SEWER SYSTEMS DEVELOPMENT RESERVE FUND (64): RESOURCES

2 yrs ago Actual 15-16	Prior year Actual 16-17	Current Budget 17-18	Line Item Description	Proposed Budget 18-19	Approved Budget 18-19	Adopted Budget 18-19
510,229	527,526	538,500	BEGINNING FUND BALANCE	683,800	0	0
<u>SEWER SDC ASSESSMENTS</u>						
552	552	414	SEWER ADMINISTRATIVE FEES	414	0	0
4,160	4,160	3,120	SEWER IMPROVEMENT FEES	3,120	0	0
9,648	9,648	7,236	SEWER REIMBURSEMENT FEES	7,236	0	0
14,360	14,360	10,770	TOTAL SEWER SDC ASSESSMENTS	10,770	0	0
<u>SEWER SDC INTEREST</u>						
2,937	5,409	2,000	INTEREST-SEWER SDC (27%)	5,500	0	0
2,937	5,409	2,000	TOTAL SEWER SDC INTEREST	5,500	0	0
527,526	547,295	551,270	TOTAL RESOURCES	700,070	0	0

Sewer Systems Development Reserve Fund (64)

BY ORGANIZATIONAL UNIT OR PROGRAM & ACTIVITY

SEWER SYSTEMS DEVELOPMENT RESERVE FUND (64): REQUIREMENTS

2 yrs ago Actual 15-16	Prior year Actual 16-17	Current Budget 17-18	REQUIREMENTS FOR: PUBLIC WORKS	Proposed Budget 18-19	Approved Budget 18-19	Adopted Budget 18-19
0	0	551,270	SEWER CAPITAL IMPROVEMENTS	700,070	0	0
0	0	551,270	TOTAL SEWER SDC CAPITAL OUTLAY	700,070	0	0
0	0	551,270	TOTAL ORG./PROG. REQUIREMENTS	700,070	0	0
527,526	547,295	0	ENDING FUND BALANCE	0	0	0
0	0	0	UNAPPROPRIATED ENDING FUND BALANCE	0	0	0
527,526	547,295	551,270	TOTAL REQUIREMENTS	700,070	0	0